

# Netball

- Netball is the 11<sup>th</sup> most popular sport for female participation, the 2<sup>nd</sup> most popular team sport
- Netballers are less satisfied than average over the standard of coaching, officiating and value for money

All data is based on those adults (16 and over) who said they had played the sport at least once in the last four weeks (Active People Survey 2007-08), unless stated otherwise. See Note 1.

## Women who play netball – overview

### Trends in women's netball participation

Played at least once a week (moderate intensity)

APS1 (2005/06) 0.53%

APS2 (2007/08) 0.55%

No significant change in women's netball participation

Played at least once in the last four weeks

APS1 (2005/06) 0.75%

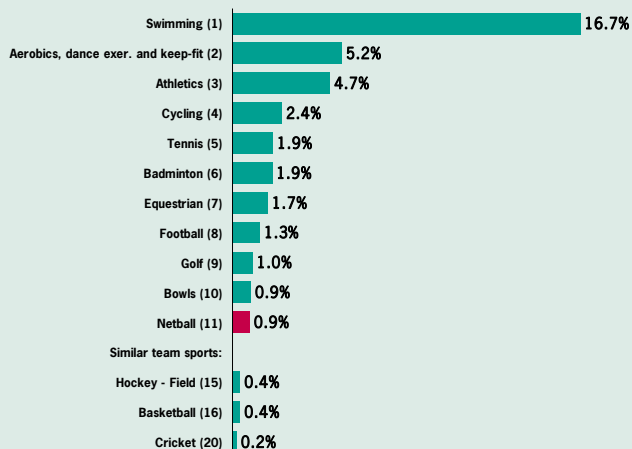
APS2 (2007/08) 0.85%

Base: All female respondents (APS1 = 212,568, APS2 = 113,056)

### Participation overview

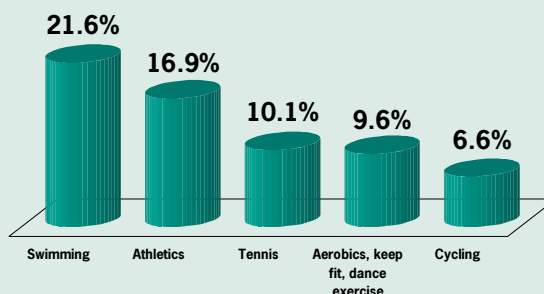
- Netball is the second most popular team sport amongst women participants
- There has been no significant change in the numbers of women who play netball between AP1 and AP2
- One in five netballers also choose to swim, and take part in athletics – few choose to take part in other team sports

### How does netball fare? Women's participation in all sports



Base: All female respondents. Figure for cycling is respondents who took part in at least four recreational cycles in the last four weeks at moderate intensity.

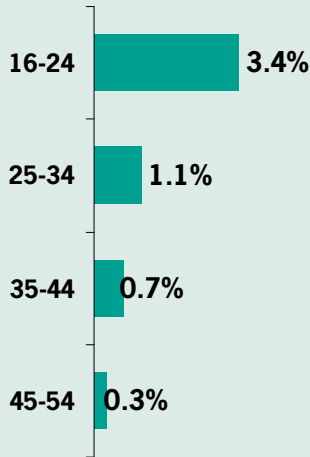
### Other sports popular with female netball players



Base: All female respondents who played netball at least once in the last four weeks (834)

# Demographic profile of netball players

Proportion of women who play netball by age group



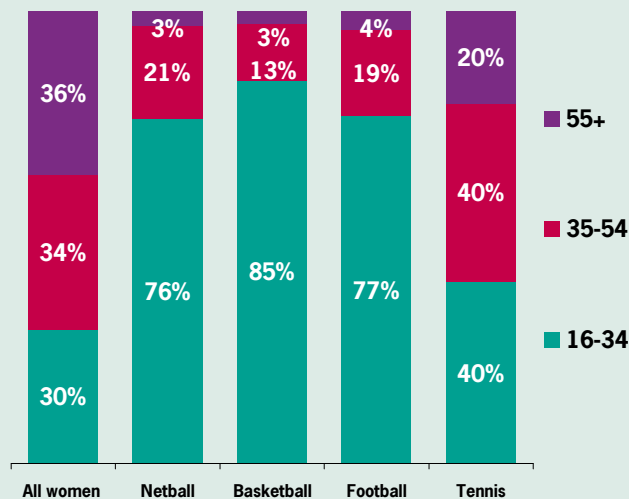
Base: All female respondents

Focus on drop off: proportion of people who play netball by gender and age



Base: All female respondents

Profile of women players by age

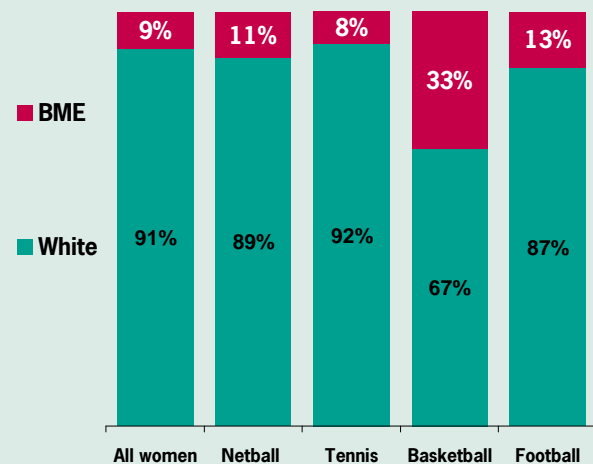


Base: All female respondents

## Participation – demographics

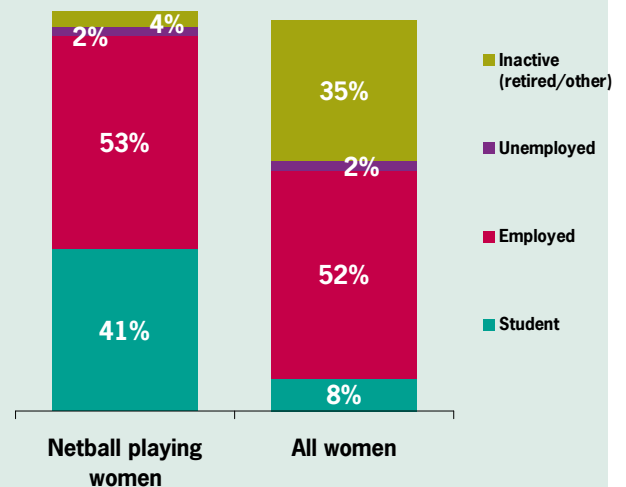
- On average, netball is a young woman's sport. Three quarters of players are 34 or under
- Compared to similar team sports, netball attracts fewer non-white players, but has a similar age profile
- Netball loses a third of its participants between the ages of 16 and 18
- Students make up a fair proportion of netball players – more so than the average. This goes some way to explain drop-off

Profile of women players by ethnicity



Base: All female respondents

Profile of the general population v. women who play netball and working status



Base: All female respondents

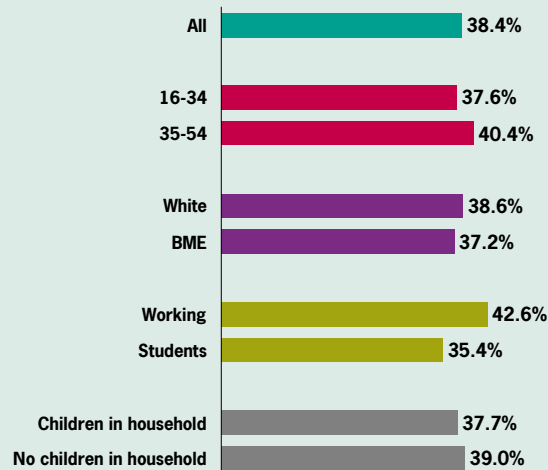
# Organised participation



## Club membership

- Nearly four in ten netballers are members of a club – double the average and compared to just 14% of women footballers
- It tends to be the older players who play through clubs, as younger players and students may be based in education

### Who plays netball as a member of a sports club?



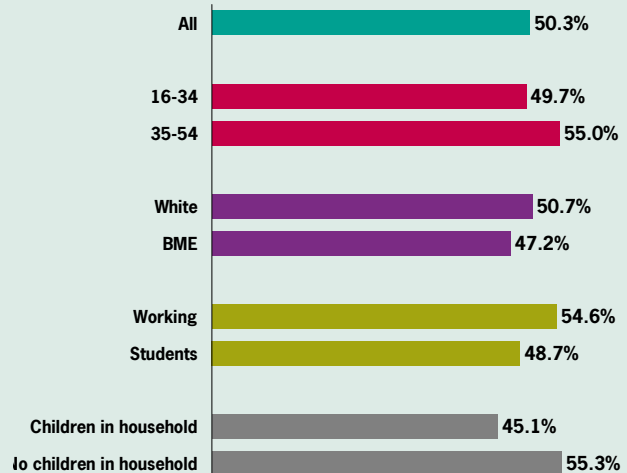
Base: All female respondents who played netball at least once in the last four weeks. See Note 2



## Taken part in organised competition

- Over half of all women netballers take part in organised competition – significantly higher than the average
- Interestingly, it tends to be players in the middle age ranges who take part more formally, with 55% of 35-54 year olds doing so

### Who takes part in organised competition?



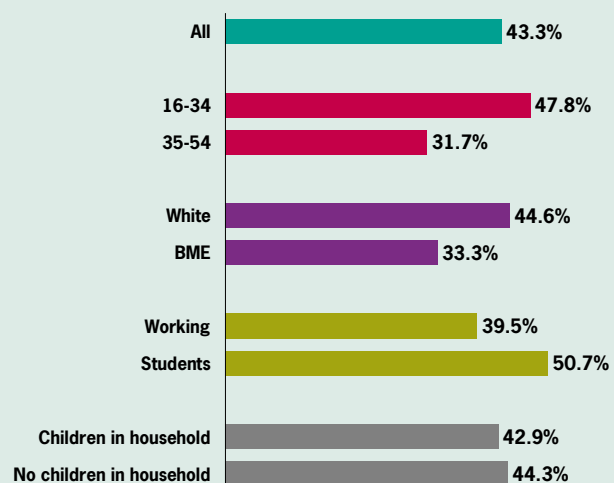
Base: All female respondents who played netball at least once in the last four weeks. See Note 3



## Received tuition or coaching

- Despite organised competition and membership being skewed towards the older age groups, it is the young who are receiving tuition – is this mainly through education?
- This is interesting, especially when considered alongside the satisfaction results overleaf – are older players eager for more coaching?
- BME players are significantly less likely to receive coaching than white player, even though the proportion that are club members is similar

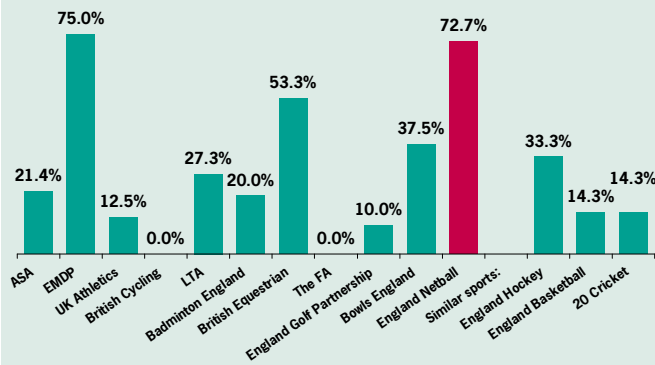
### Who receives tuition in netball?



Base: All female respondents who played netball at least once in the last four weeks. See Note 4

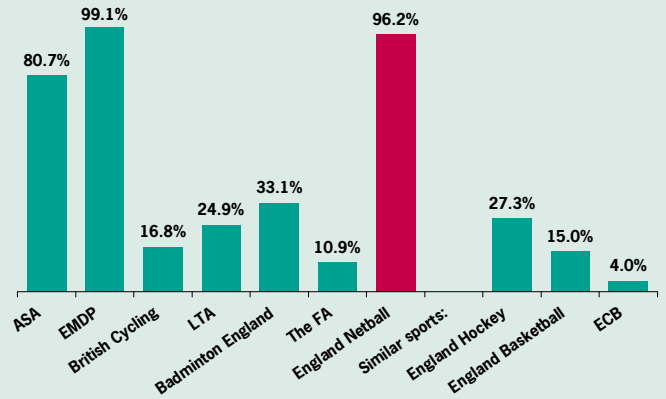
# Women as leaders, coaches and volunteers

## Women as leaders of sport % of NGB Board members who are women



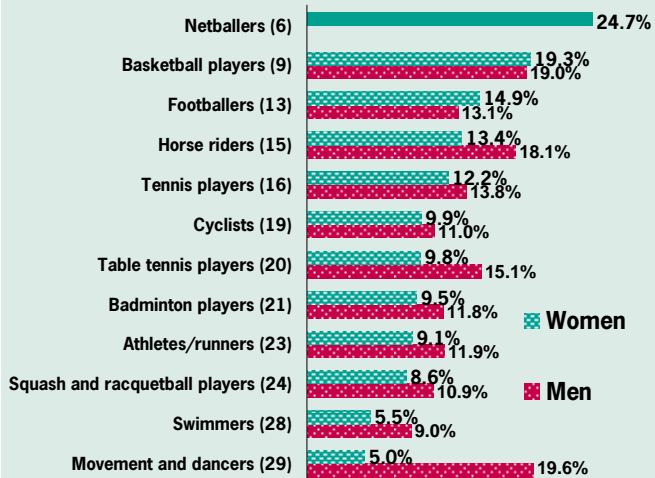
Source: WSFF 2009 NGB audit. See Note 5

## Women as sports coaches % of NGB affiliated coaches who are women



Source: WSFF 2009 NGB Audit. See Note 5

## Women and men as volunteers



Base: All respondents who play sport at least once a week. Figure in brackets is the sport's ranking out of 29 sports for volunteering. Top 8 sports for women and similar sports to netball. See Note 6

## Women as leaders, coaches and volunteers

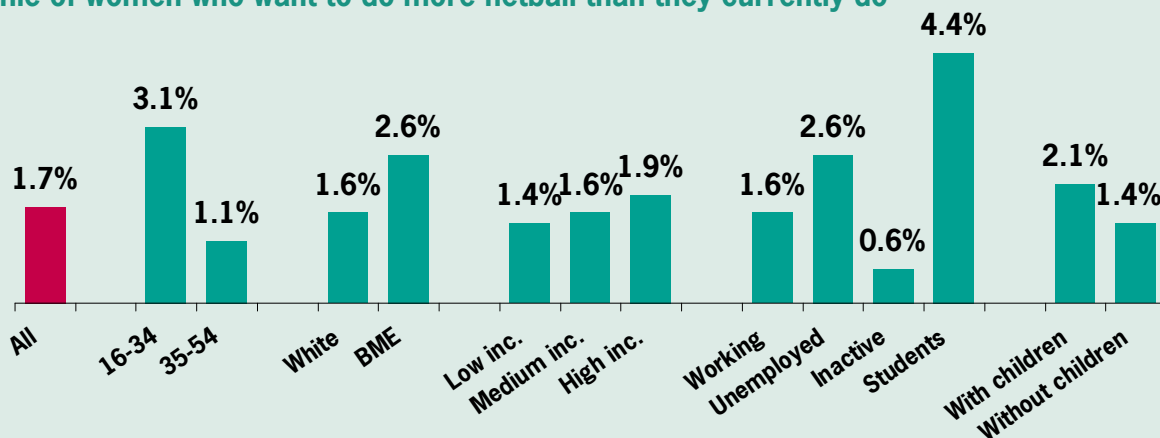
- Netballers are a generous bunch – they are far more likely than other sports to volunteer. A quarter of them do so once a week
- England Netball has high levels of female representation at board level (three quarters female) and its male/ female ratio of coaches is very high too

## Latent demand

- Though the sport is popular amongst students, there are still many more women students who wish to play more
- Demand is also strong amongst the BME population and mums

# Women's demand for netball

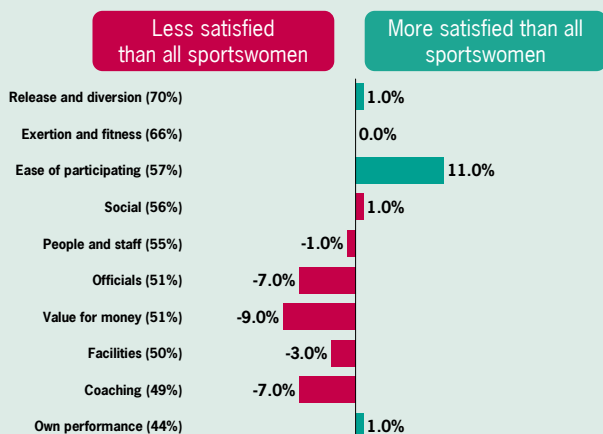
## Profile of women who want to do more netball than they currently do



Base: All female respondents who said they wanted to do more sport and physical activity. 'Low income' is defined as household income under £20,799; 'medium income' is £20,800-£41,599; and 'high income' is £41,600+

# Satisfaction with experience of playing netball

## Satisfaction of netball players compared with average for all women who do sport/activity



Source: Sport England's Satisfaction with the quality of the sporting experience survey (2009).  
 Base: Female respondents (16+) who rated their satisfaction as 8-10 on a 1 to 10 scale.  
 Figures in brackets are satisfaction percentages for all sportswomen. See Note 7

## Satisfaction

- When ranked by satisfaction, netball comes 38<sup>th</sup> out of the 46 sports
- Women are generally slightly more satisfied than men so this result is significant
- There are some concerns shown with the standards of facilities, officiating and coaching
- Value for money also is lower than average – could this be a function of the fact that more netballers than average pay for memberships and tuition?

## To sum up...

Netballers are committed and give a lot back to their sport. Compared to other sports, women participants are very likely to volunteer and are far more likely to be a member of a club or take part in an organised competition. There is clearly an opportunity to convert netball's younger players into club members at an early age – drop out tends to occur when participation is through school or college.

However, netball's satisfaction scores show some room for improvement. Participants were less satisfied with the access they have to coaching, and the availability of qualified officials. Improvements in these factors should see improvements in satisfaction generally.

### Notes

- 1 Source for all data is the Active People Survey 2 (2007-08) unless otherwise stated. 16 year olds and over in England only. For some sports, there are no data as sample sizes are too small.
  - 2 Club membership is based on those who have been a member of a sports club to participate in netball in the past four weeks. These figures may not correspond with NGB affiliation figures.
  - 3 Organised competition is defined as 'having taken part in any organised competition in netball in the last 12 months'.
  - 4 Received tuition is defined as 'having received tuition from an instructor or coach to improve your performance in netball in the last 12 months'.
  - 5 In 2009 WSFF undertook an audit of all 46 Sport England funded National Governing Bodies (NGBs). NGBs were asked to provide demographic data about board members, affiliated coaches and members. Sports chosen for comparison are the top participation sports for women + sports similar to netball. Data not available for all NGBs.
  - 6 Volunteering is defined as 'volunteering to support netball for at least one hour a week'. Sports chosen for comparison are the top participation sports for women + sports similar to netball.
  - 7 Survey respondents were asked to rate their perceived satisfaction for 75 questions across ten themes. Figures in brackets are aggregate satisfaction percentages of the individual theme questions. Domains ranked in order of satisfaction for all women.
- To convert overall percentages to numbers in the population use the following figures:
- | Survey | Male 16+   | Female 16+ |
|--------|------------|------------|
| APS 1  | 19,756,900 | 20,954,000 |
| APS 2  | 20,170,100 | 21,266,200 |
- Source: Office for National Statistics England Population Estimates, 2005 and 2007

WATCH THIS SPACE...  
 To be updated with sport specific data from Active People Survey 3...

## Women's Sport and Fitness Foundation

3<sup>rd</sup> Floor, Victoria House, Bloomsbury Square, London WC1B 4SE Tel: 020 7273 1740 Email: insight@wsff.org.uk www.wsff.org.uk

