

Gymnastics and Trampolining

- Gymnastics and trampolining is the 12th most popular participation sport for women
- Young people are the primary participants but drop off is a problem
- It is the fifth-ranked sport for volunteering; three in ten women gymnasts volunteer for their sport

All data are based on those adults (16 and over) who said they had taken part in gymnastics at least once in the last four weeks (Active People Survey 2007-08), unless stated otherwise. See Note 1.

Women who take part in gymnastics – overview

Trends in women's gymnastics participation

Taken part at least once a week (moderate intensity)

APS1 (2005-06) 0.22%

APS2 (2007-08) 0.32%

A significant increase in women's gymnastics participation

Taken part at least once in the last four weeks

APS1 (2005-06) 0.47%

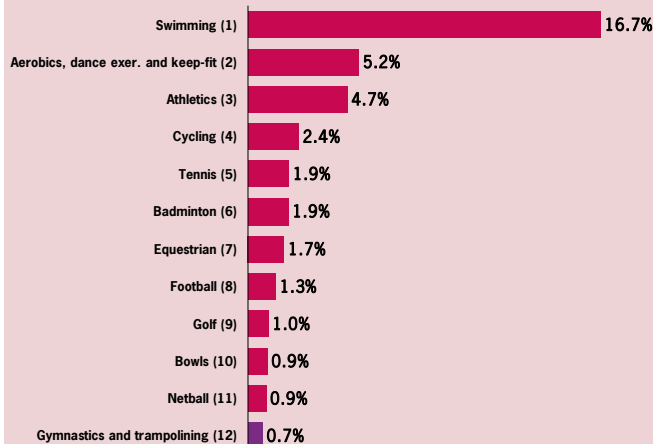
APS2 (2007-08) 0.68%

Base: All female respondents (APS1 = 212,568, APS2 = 113,056)

Participation overview

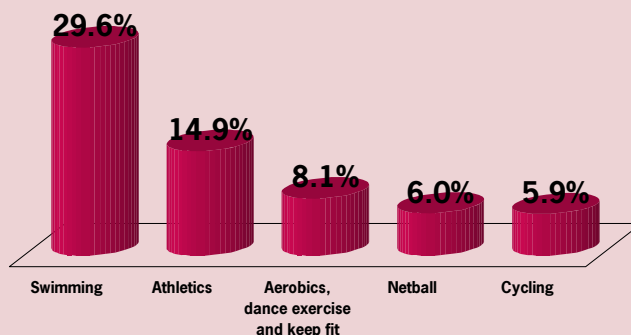
- Gymnastics and trampolining is the 12th most popular participation sport
- Significantly, gymnastics and trampolining has seen growth in participant numbers
- Three in ten gymnasts also choose to swim, with a further 15% also taking part in athletics (including running)

How does gymnastics fare? Women's participation in all sport



Base: All female respondents. Figure for cycling is respondents who took part in at least four recreational cycles in the last four weeks at moderate intensity

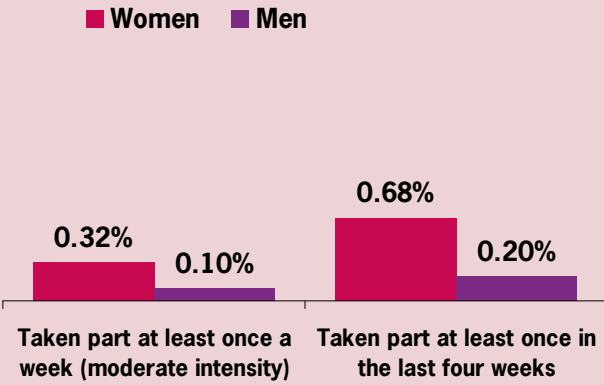
Other sports popular with female gymnasts



Base: All female respondents who took part in gymnastics at least once in the last four weeks (665)

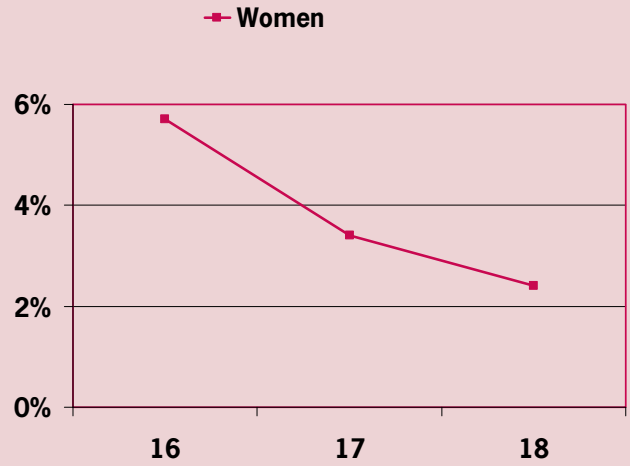
Demographic profile of gymnastics players

Proportion of people who take part in gymnastics by gender



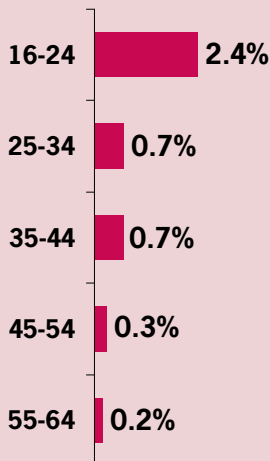
Base: All respondents (women = 113,056, men = 78,269)

Focus on drop-off: proportion of women who take part in gymnastics by age



Base: All female respondents

Proportion of women who take part in gymnastics by age

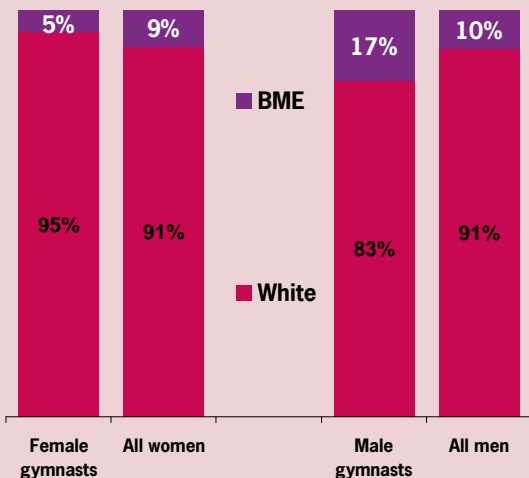


Base: All female respondents

Participation – demographics

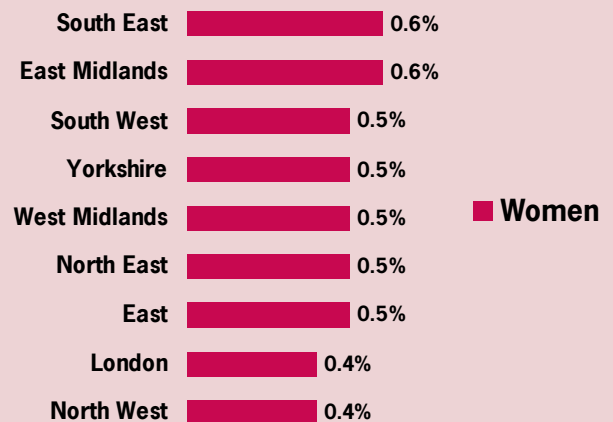
- Gymnastics is unusual in that women make up the majority of participants – about 3 times as many women as men take part
- However, it remains a sport for young women, and drop out is significant. Gymnastics loses two thirds of its participants between 16 and 18
- The ethnic profile of gymnastics is interesting – 17% of male gymnasts are BME compared to only 5% of female gymnasts

Profile of people who take part in gymnastics by gender and ethnicity



Base: All respondents

Proportion of women who take part in gymnastics by Sport England region



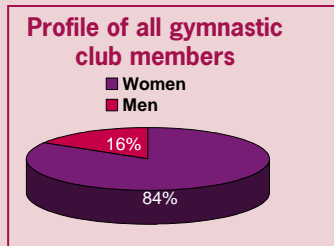
Base: All female respondents

Organised participation

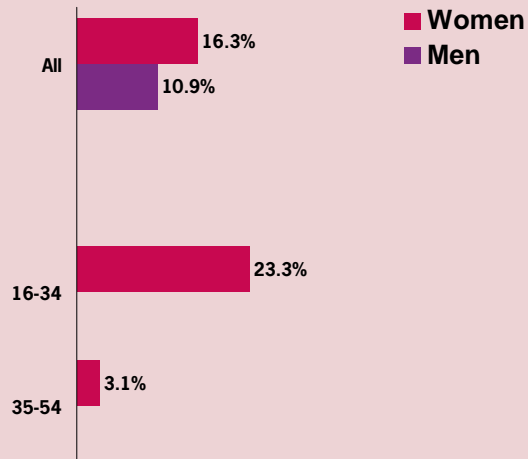


Club membership

- Only 16% of women take part in gymnastics as part of a club – though this is considerably higher than for men



Who take part in gymnastics as a member of a sports club?



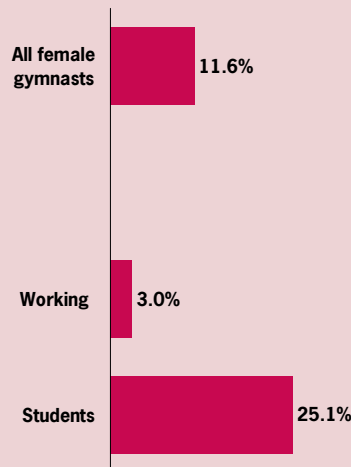
Base: All respondents who took part in gymnastics at least once in the last four weeks. See Note 2



Taken part in organised competition

- Only one in ten female gymnasts take part in organised competition
- Those still in full-time education are most likely to choose to compete

Who takes part in organised competition?



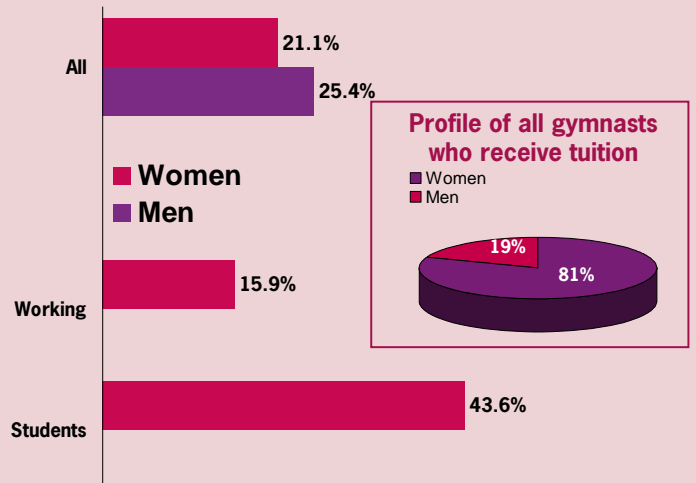
Base: All respondents who took part in gymnastics at least once in the last four weeks. See Note 3



Received tuition or coaching

- Similar to many sports, women are more likely to receive tuition than men. One in five female gymnasts has received coaching in the last year
- Nearly half of student gymnasts have experienced coaching – which correlates with the number of students who are members of a club

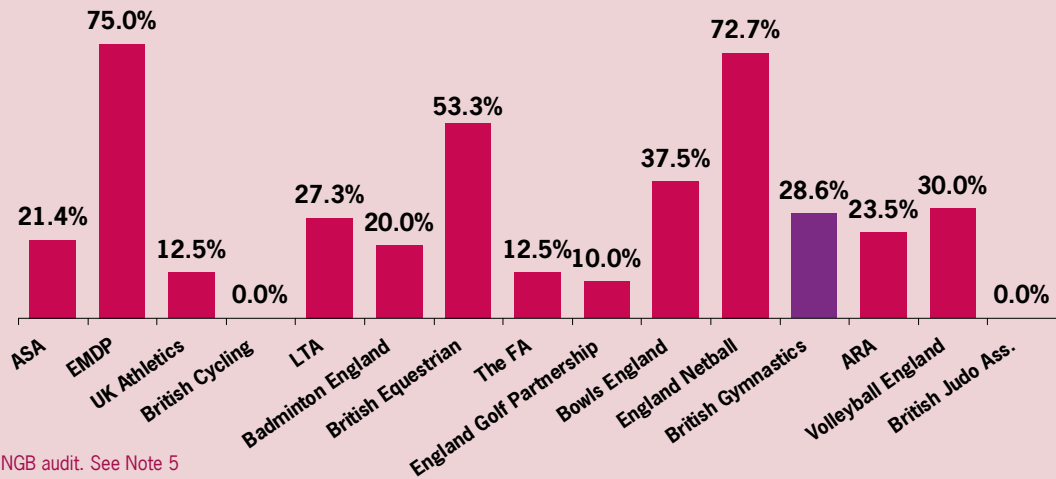
Who receives tuition in gymnastics?



Base: All respondents who took part in gymnastics at least once in the last four weeks. See Note 4

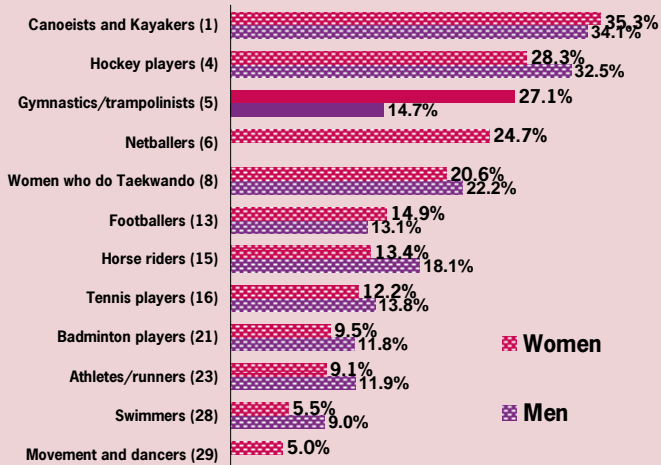
Women as leaders, coaches and volunteers

Women as leaders of sport % of NGB Board members who are women



Source: WSFF 2009 NGB audit. See Note 5

Women and men as volunteers



Source: WSFF 2009 NGB Audit. See Note 5

Women as leaders, coaches and volunteers

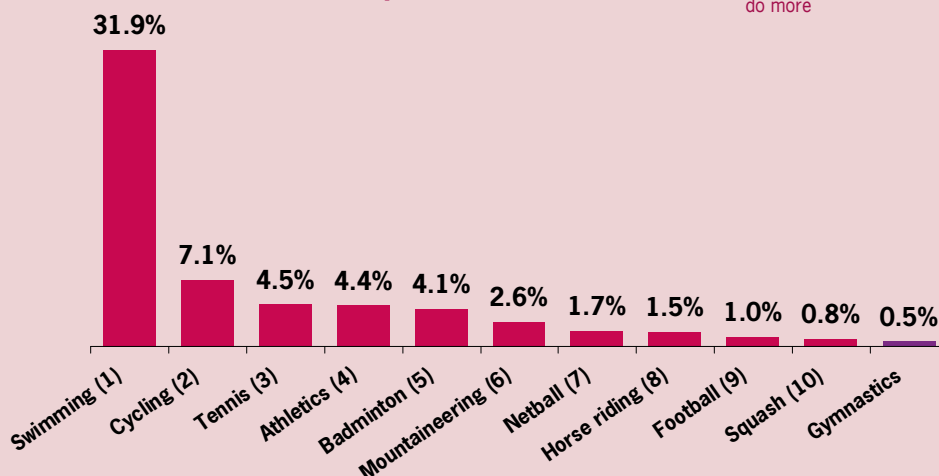
- British Gymnastics has a female board representation of 28.6% – around average
- Gymnasts themselves are keen volunteers – especially so the women. Three in ten choose to help out – making gymnasts the fifth most altruistic sportswomen

Latent demand

- There isn't a huge latent demand for gymnastics – 1 in 200 women want to do more

Women's demand for gymnastics

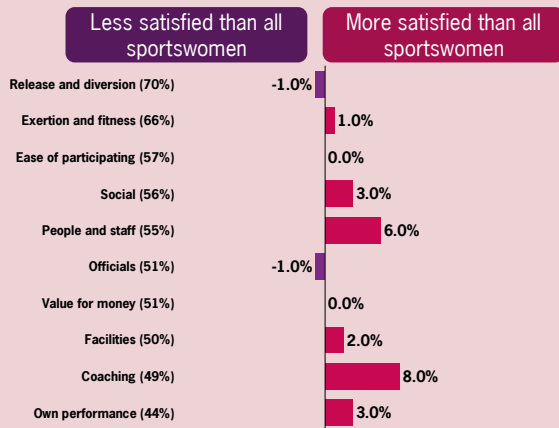
% of women that want to do more of sport



Base: All female respondents who said they wanted to do more

Satisfaction with experience of doing gymnastics

Satisfaction of gymnasts compared with average for all women who do any sport/activity



Source: Sport England's Satisfaction with the quality of the bowling experience survey (2009).
 Base: Female respondents (16+) who rated their satisfaction as 8-10 on a 1 to 10 scale. Figures in brackets are satisfaction percentages for all sportswomen. See Note 7

Satisfaction

- Generally, female gymnasts are a satisfied bunch
- They are particularly satisfied with the people they encounter, be it staff or coaches. The opportunity to improve one's own performance and the social aspects of the sport also appeal
- The standard and availability of officials, and the diversion that the sport gives the participant rank the lowest in satisfaction terms

To sum up...

Gymnastics has seen a significant increase in participation from AP1 to AP2 and we look forward to the sport making more progress. Unusually for sport, its participation profile is dominantly female – with three times as many women as men taking part. Drop off is clearly the key priority as the sport loses two thirds of its female participants between 16 and 18.

There are also opportunities available to focus on recruiting BME women, and encouraging more participants to formalise their involvement post education. Club membership is low, especially for those who are no longer students.

Current participants are satisfied with the provision. Many volunteer in their sport, and this is reflected in the high satisfaction ratings for the people and staff that participants encounter.

Notes

- 1 Source for all data is the Active People Survey 2 (2007-08) unless otherwise stated. 16 year olds and over in England only. For some sports, there are no data as sample sizes are too small. Using a gym is not included in this series of factsheets.
- 2 Club membership is based on those who have been a member of a sports club to participate in gymnastics in the past four weeks. These figures may not correspond with National Governing Body (NGB) affiliation figures.
- 3 Organised competition is defined as 'having taken part in any organised competition in gymnastics in the last 12 months'.
- 4 Received tuition is defined as 'having received tuition from an instructor or coach to improve your performance in gymnastics in the last 12 months'.
- 5 In 2009 WSFF undertook an audit of all 46 Sport England funded (NGBs). NGBs were asked to provide demographic data about board members, affiliated coaches and members. Sports chosen for comparison are the top participation sports for women. Data not available for all NGBs.
- 6 Volunteering is defined as 'volunteering to support sport for at least one hour a week'.
- 7 Survey respondents were asked to rate their perceived satisfaction for 75 questions across ten themes. Figures in brackets are aggregate satisfaction percentages of the individual theme questions. Domains ranked in order of satisfaction for all women.

To convert overall percentages to numbers use the following figures:

Survey	Male 16+	Female 16+
APS 1	19,756,900	20,954,000
APS 2	20,170,100	21,266,200

Source: Office for National Statistics England Mid-year Population Estimates, 2005 and 2007

WATCH THIS SPACE...

To be updated with gymnastics specific data from Active People Survey 3...

Women's Sport and Fitness Foundation

3rd Floor, Victoria House, Bloomsbury Square, London WC1B 4SE Tel: 020 7273 1740 Email: insight@wsff.org.uk www.wsff.org.uk

