

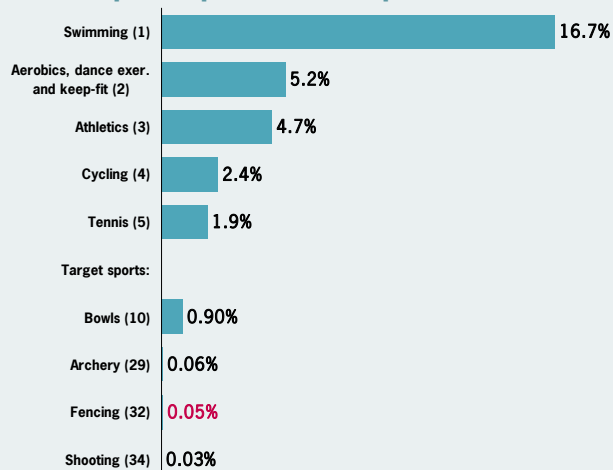
Fencing

- 10,187 women took part in fencing at least once in the last four weeks in 2007-08, a significant growth since 2005-06
- Women make up a third of the British Fencing Association's board, which is higher than the average NGB (21%)

All charts are based on those adults (16 and over) who said they had taken part in fencing at least once in the last four weeks (Active People Survey (APS2) 2007-08), unless stated otherwise. See Note 1.

Women who take part in fencing – overview

How does fencing fare? Women's participation in all sports



Base: All female respondents. Figure for cycling is respondents who took part in at least four recreational cycles in the last four weeks at moderate intensity

Participation overview

- Fencing is the 32nd most popular participation sport for women, behind archery but ahead of shooting
- 0.05% of women (10,187 women) took part in fencing at least once in the last four weeks in 2007-08, a significant growth since 2005-06 (0.02%)
- There are almost 50% more men than women taking part in fencing although this difference is not as great as in 2005-06
- Just 2% of women who take part in fencing are from a BME background, compared with 9% in the general population

Trends in fencing participation by gender

MEN – Taken part at least once in last four weeks

APS1 (2005-06) 0.09%

APS2 (2007-08) 0.07%

WOMEN – Taken part at least once in last four weeks

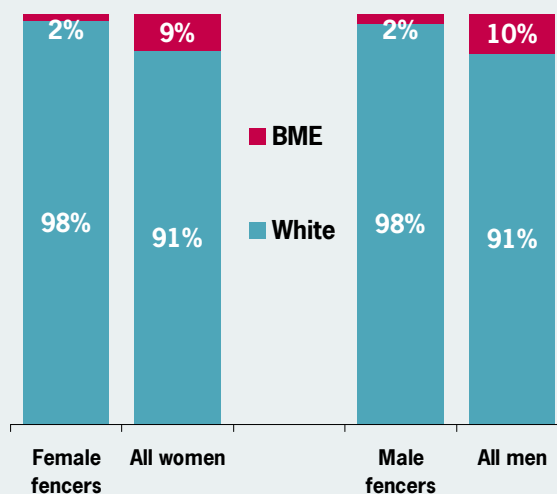
APS1 (2005-06) 0.02%

APS2 (2007-08) 0.05%

A significant change in participation

Base: All respondents (women = APS1 – 212,568; APS2 – 113,056; men = APS1 – 151,156; APS2 – 78,269)

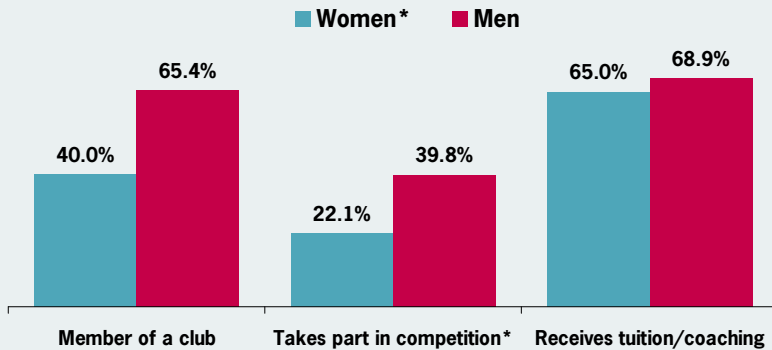
Profile of fencing by gender and ethnicity



Base: All respondents

Organised participation

People who take part in fencing as a member of a sports club and receives tuition, by gender



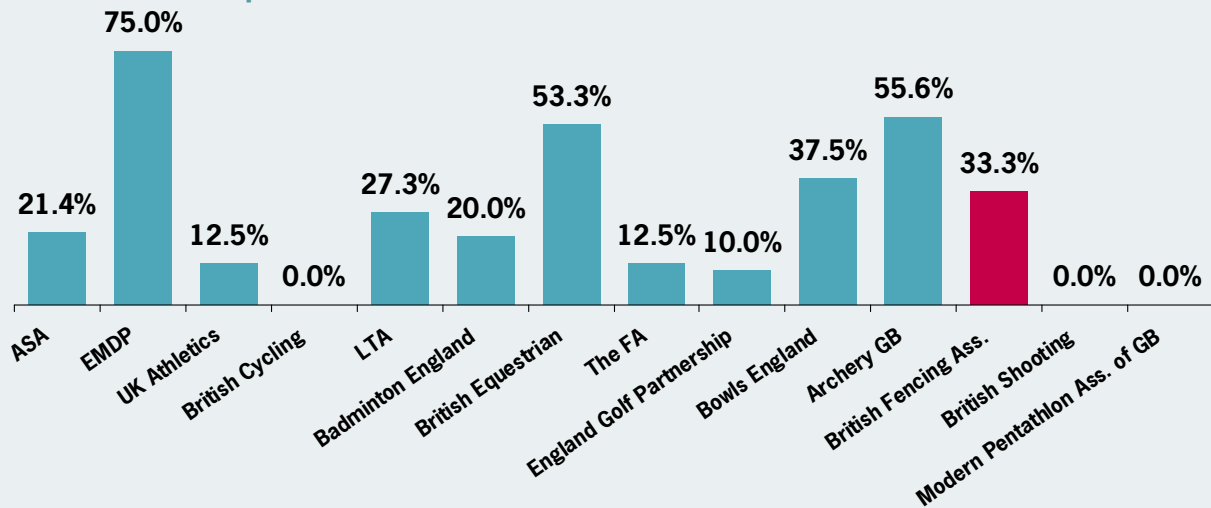
Base: All respondents who took part in fencing at least once in the last four weeks. See Note 2

Organised participation

- Compared with other sports, female fencers are highly likely to fence formally - over three in five female fencers take part as a club member
- Fencing is a very technical sport so it is not surprising that a high proportion receive tuition

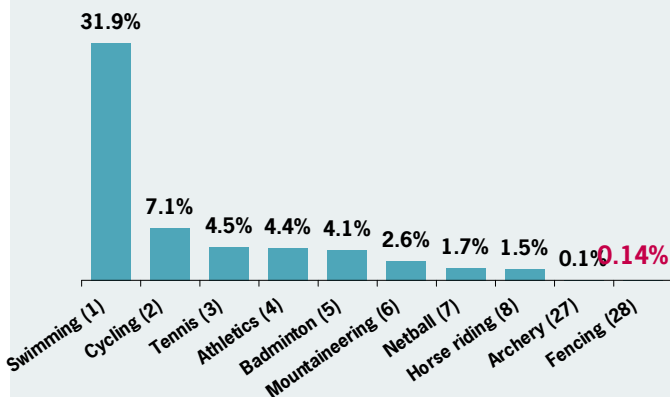
Women as leaders and latent demand

Women as leaders of sport: % of NGB board members who are women



Source: WSFF 2009 NGB audit. See Note 3

Latent demand: what sports would women like to do more of?



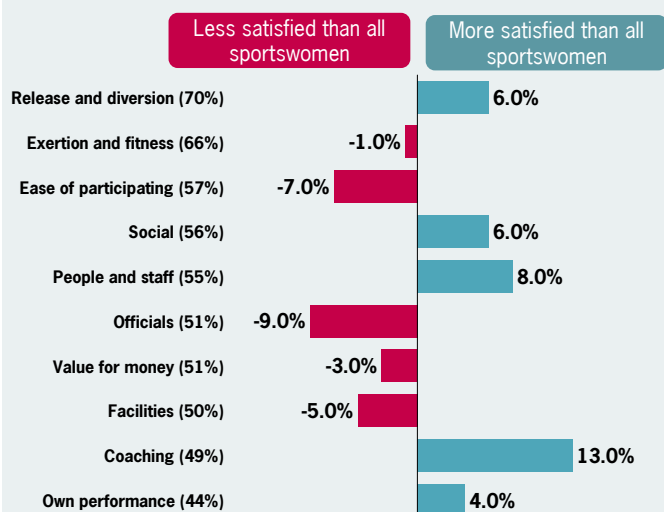
Base: All female respondents who said they wanted to do more sport and physical activity

Women as leaders and latent demand

- Women make up a third of the British Fencing Association's board, which is higher than the average NGB (21%)
- Latent demand for fencing is quite low – just one in a 1,000 women want to take part in more than they currently do

Women's satisfaction

Satisfaction of female fencers compared with average for all women who do sport/activity



Source: Sport England's Satisfaction with the quality of the sporting experience survey (2009).
 Base: Female respondents (16+) who rated their satisfaction as 8-10 on a 1 to 10 scale. Figures in brackets are satisfaction percentages for all sportswomen. See Note 4

Satisfaction

- Female fencers have a mixed satisfaction experience with their sport
- They are considerably more satisfied with the coaching, people and staff, social and release and diversion aspects of their sport. However, they are less satisfied with the officials, ease of participation, facilities, value for money and exertion and fitness

To sum up...

Sample sizes make it hard to analyse the demographic profile of women who take part in fencing in any great detail. However, there has been a significant monthly increase in participation between 2005-06 and 2007-08, which has seen the gap between men and women close considerably.

British Fencing can be congratulated for having considerably more women on their board than the average NGB, albeit they might want to still strive for 50:50, as a balanced board will better equip NGBs to deal with current and future challenges and appeal more successfully to new female members.

Notes

- 1 Source for all data is the Active People Survey 2 (2007-08) unless otherwise stated. 16 year olds and over in England only. Sports used in comparison are the 46 Sport England funded sports except where data are not available or sample sizes too small. Using a gym is not included in this series of factsheets.
- 2 Club membership is based on those who have been a member of a sports club to participate in fencing in the past four weeks. These figures may not correspond with National Governing Body's (NGB) affiliation figures. Organised competition is defined as 'having taken part in any organised competition in fencing in the last 12 months'. Received tuition is defined as 'having received tuition from an instructor or coach to improve your performance in fencing in the last 12 months'.
- 3 In 2009 WSFF undertook an audit of all 46 Sport England funded NGBs. NGBs were asked to provide demographic data about board members, affiliated coaches and members. Sports chosen for comparison are the top participation sports for women + sports similar to fencing.
- 4 Survey respondents were asked to rate their perceived satisfaction for 75 questions across ten themes. Figures in brackets are aggregate satisfaction percentages of the individual theme questions. Domains ranked in order of satisfaction for all women.

To convert overall percentages to population numbers use the following figures:

| Survey | Male 16+ | Female 16+ |
|--------|------------|------------|
| APS 1 | 19,756,900 | 20,954,000 |
| APS 2 | 20,170,100 | 21,266,200 |

Source: Office for National Statistics England Mid-year Population Estimates, 2005 and 2007

WATCH THIS SPACE...

To be updated with fencing specific data from Active People Survey 3...

Women's Sport and Fitness Foundation

3rd Floor, Victoria House, Bloomsbury Square, London WC1B 4SE Tel: 020 7273 1740 Email: insight@wsff.org.uk www.wsff.org.uk

