

Hockey

- Hockey is the 3rd most popular participation 'team' sport for women
- Hockey participation has the best female to male ratio of all Sport England funded sports (48:52)
- Over eight in ten female hockey players are aged 16-34

All charts are based on those adults (16 and over) who said they had played hockey at least once in the last four weeks (Active People Survey 2007-08 (APS2)), unless stated otherwise. See Note 1.

Women who play hockey – overview

Trends in women's hockey participation

Played at least once a week (moderate intensity)

APS1 (2005-06) 0.21%

APS2 (2007-08) 0.26%

A significant increase in women's participation

Played at least once in the last four weeks

APS1 (2005-06) 0.30%

APS2 (2007-08) 0.38%

A significant increase in women's participation

Base: All female respondents (APS1 = 212,568, APS2 = 113,056)

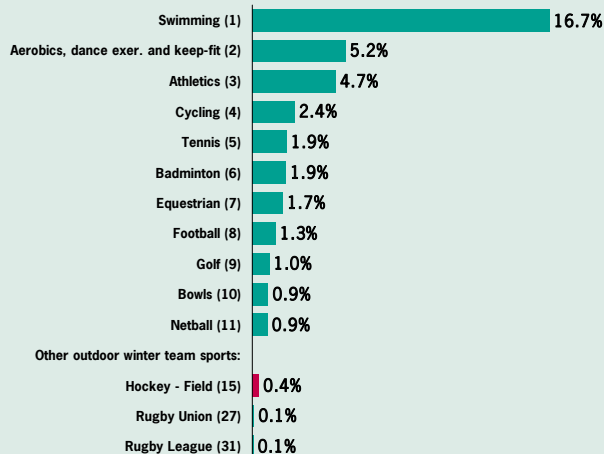
Participation overview

- Hockey is the 3rd most popular team sport for female participation and the 15th most popular physical activity

- Women's participation in hockey is increasing – between 2005-06 and 2006-07 there were significant increases in the proportion of women playing hockey at least once a week and once in the last four weeks

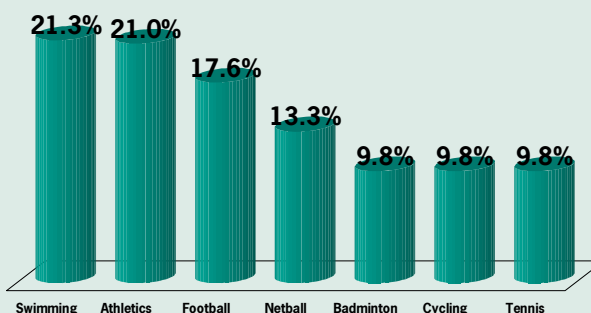
- Women who play hockey also enjoy playing other team sports such as football and netball

How does hockey fare? Women's participation in all sport



Base: All female respondents. Figure for cycling is respondents who took part in at least four recreational cycles in the last four weeks at moderate intensity

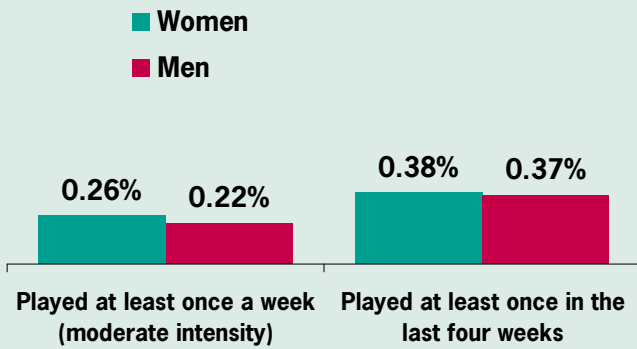
Other sports popular with female hockey players



Base: All female respondents who played hockey at least once in the last four weeks (376)

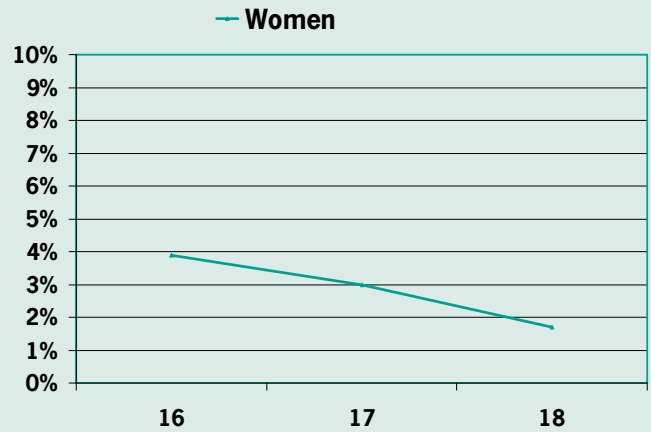
Demographic profile of hockey players

Proportion of people who play hockey by gender



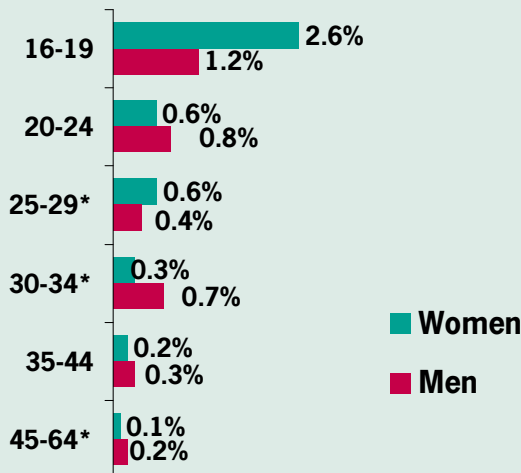
Base: All respondents (women = 113,056, men = 78,269)

Focus on drop off: proportion of people who play hockey by gender and age



Base: All respondents

Proportion of people who play hockey by gender and age

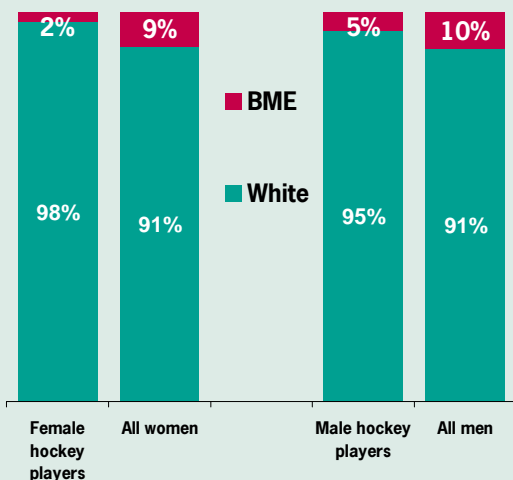


Base: All respondents. * Read data with caution due to small cell size

Participation overview

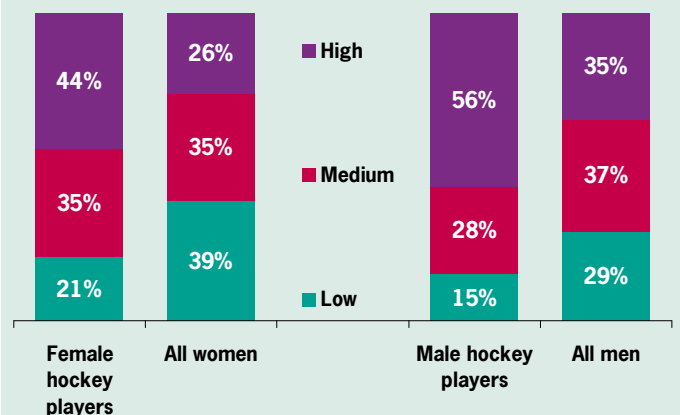
- In terms of participation, hockey has the best female to male ratio of all Sport England funded sports (48:52)
- Hockey is a young women's game: 82% of female hockey players are aged 16-34
- Hockey is also one of a handful of sports where 16-19 year old participation is proportionally larger for women than it is for men
- However, that said, between the ages of 16 and 18 hockey loses over half its female participants, and by the time they reach 20-24, female participation has dropped considerably
- Just a tiny proportion of hockey players are BME women, considerably lower than the population generally

Profile of people who play hockey by gender and ethnicity



Base: All respondents

Profile of the general population v. people who play hockey by gender and income



Base: All respondents

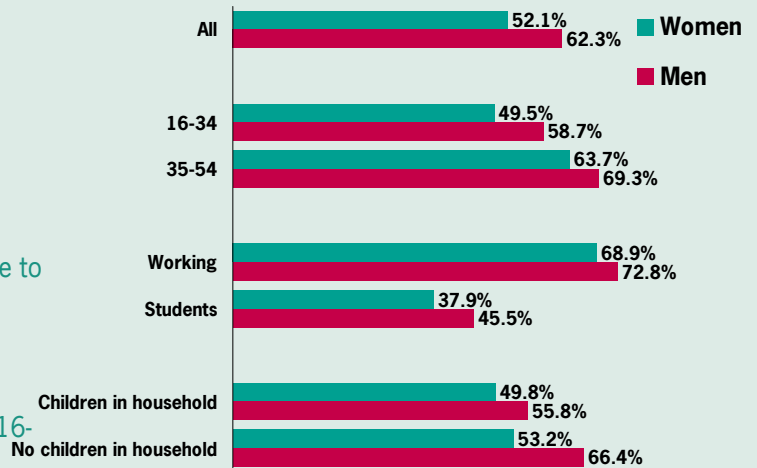
Organised participation



Club membership

- Over half of all women who play hockey do so as a member of a club – only rugby union has a higher proportion of players being club members
- Hockey is one of just a few sports where the female to male ratio in clubs is almost equal (48:52) – only volleyball has a more equal profile
- Club membership is higher among older women – 63.7% of 35-54 year olds, compared with 49.5% of 16-34 year olds

Who plays hockey as a member of a sports club?



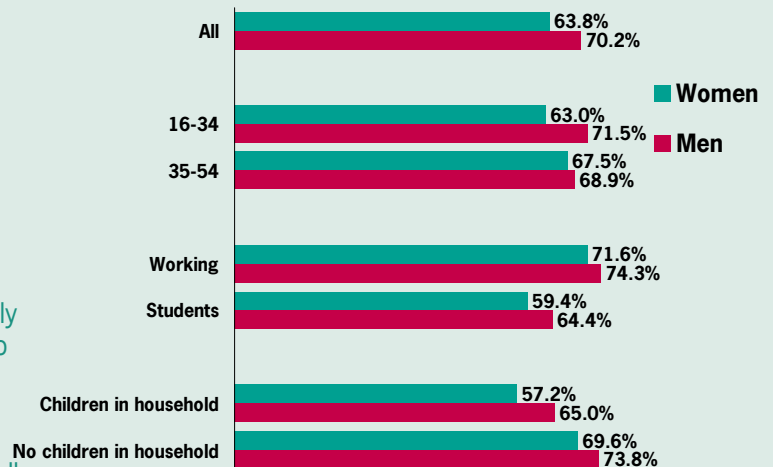
Base: All respondents who played hockey at least once in the last four weeks. See Note 2



Taken part in organised competition

- Hockey is one of just a few sports where female players are more likely to take part in organised competition than not (63.8%)
- Linked to the fact that older women are more likely to play hockey as a member of a club, they are also more likely than young women to play in a competition
- Hockey has the most equal competitor profile of all Sport England funded sports (50:50)

Who takes part in organised competition?



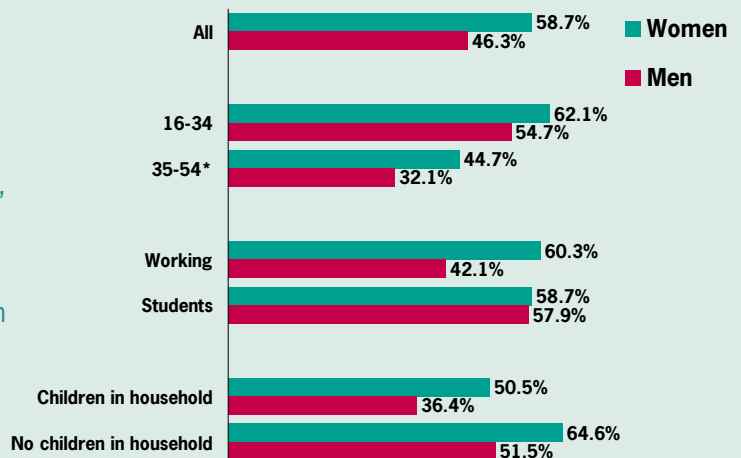
Base: All respondents who played hockey at least once in the last four weeks. See Note 3



Received tuition or coaching

- While female hockey players are not as likely as male players to join clubs or take part in competition, they are more likely than men to receive tuition or coaching in hockey
- Almost six in ten hockey players who receive tuition are women
- Most of this coaching occurs when women are young or/and in education - around three in five 16-34 year olds and students respectively received tuition to play sport

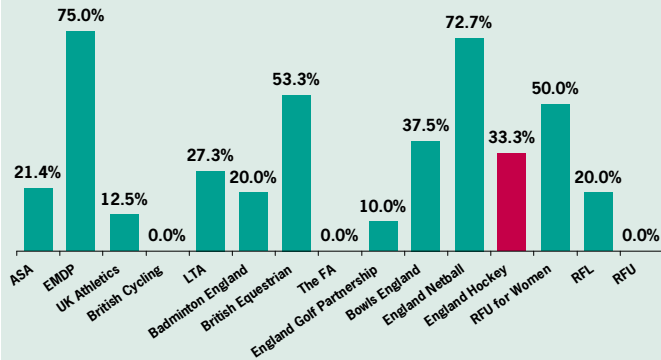
Who receives tuition in hockey?



Base: All respondents who played hockey at least once in the last four weeks. See Note 4. *Read data with caution due to small cell size

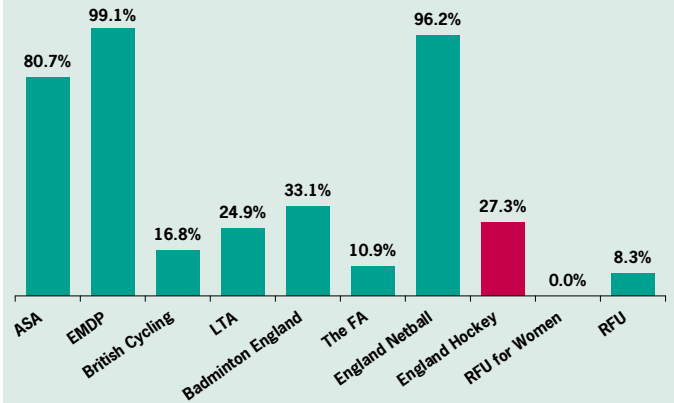
Women as leaders, coaches and volunteers

Women as leaders of hockey % of NGB Board members who are women



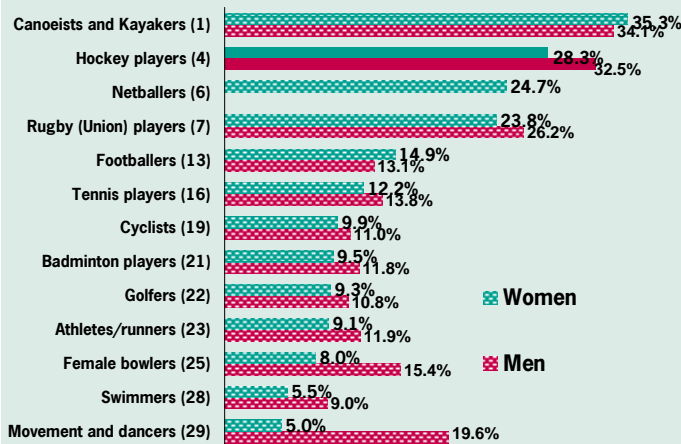
Source: WSFF 2009 NGB audit. See Note 5

Women as sports coaches % of NGB affiliated coaches who are women



Source: WSFF 2009 NGB Audit. See Note 5

Women and men as volunteers



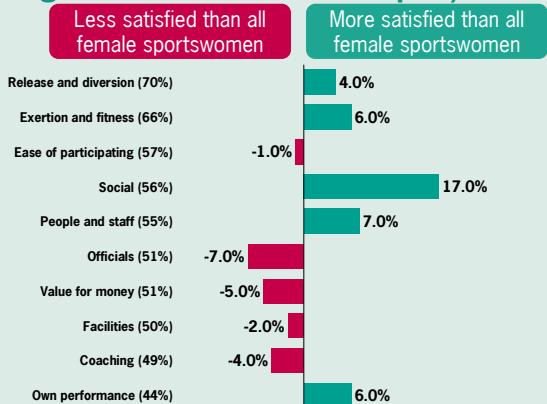
Base: All respondents who play sport at least once a week. Top 10 sports for women + similar sports to hockey. Number in brackets is the sports ranking out of 29 sports for volunteering. See Note 6

Women as leaders, coaches and volunteers

- A third of the England Hockey board are women. This is higher than the average for all NGBs (21%), and puts England Hockey joint 9th (with goalball and fencing) out of the 46 Sport England funded NGBs
- Despite almost six in ten of all hockey players receiving tuition being women, less than three in ten coaches are women
- Female hockey players are some of the best for volunteering in sport – almost three in ten give up one hour a week to support sport

Satisfaction and latent demand

Hockey players satisfaction compared with average for all women who do sport/activity



Source: Sport England's 'Satisfaction with the quality of the sporting experience' survey (2009). Base: female respondents (16+) who rated their satisfaction as 8-10 on a 1 to 10 scale. Figures in the brackets are satisfaction percentages for all women. See Note 7

Women's satisfaction

- Female hockey players are considerably more satisfied than all sportswomen with the social element of their sport. They are also a lot more satisfied with the people and staff, their own performance, exertion and fitness, and release and diversion
- However, they are less satisfied than all sportswomen with the officials in their sport, value for money, coaching, facilities and ease of participation

Latent demand

- Latent demand for hockey is relatively small – 0.5% of women would like to play more than they do

To sum up...

Hockey can be congratulated as one of just a few sports for having almost parity between men and women in terms of club membership and involvement in competition. However, to ensure true representation at all levels, England Hockey might look to develop its board further and increase female representation. There may be scope to do this through its volunteer force – female hockey players currently get involved more than many other sportswomen, and so there may be scope to train more women to get involved at the highest level.

While the profile of hockey players tends to be young, there is considerable scope for deliverers to find a way to hold onto school leavers who drop out once PE – where they might have played hockey informally – is no longer offered to them, as well as those students who play at university but do not take it up in a club once they leave education.

There is also scope to consider, and improve on, the diversity of hockey – as at present only 2% of female players are from a BME group.

Hockey clubs and England Hockey may want to look at ways to improve coaching delivery, as just 45% of female hockey players are currently happy with this service. One area to focus might be increasing the number of women who are affiliated coaches – currently just three in ten coaches are women, despite the fact that almost six in ten people who receive tuition are women.

WATCH THIS SPACE...

To be updated with hockey specific data from Active People Survey 3...

Notes

1 Source for all data is the Active People Survey 2 (2007-08) unless otherwise stated. 16 year olds and over in England only. Sports used in comparison are the 46 Sport England funded sports except where data are not available or sample sizes too small. Using a gym is not included in this series of factsheets.

2 Club membership is based on those who have been a member of a sports club to participate in hockey in the past four weeks. These figures may not correspond with NGB affiliation figures.

3 Organised competition is defined as 'having taken part in any organised competition in hockey in the last 12 months'.

4 Received tuition is defined as 'having received tuition from an instructor or coach to improve your performance in hockey in the last 12 months'.

5 In 2009 WSFF undertook an audit of all 46 NGB funded sports. They were asked to provide data about board members, affiliated coaches and members. sports chosen for comparison are the top participation sports for women + sports similar to hockey. Data not available for all NGBs.

6 Volunteering is defined as 'Volunteering to support sport for at least one hour a week'. Sports chosen for comparison are the top participation sports for women + sports similar to hockey.

7 Survey respondents were asked to rate their perceived satisfaction for 75 questions across 10 themes. Figures in the brackets are aggregate satisfaction percentages of the individual theme questions. Domains ranked in order of satisfaction for all women.

To convert overall percentages to numbers use the following figures:

Survey	Male 16+	Female 16+
APS1	19,756,900	20,954,000
APS2	20,170,100	21,266,200

Source: Office for National Statistics England Population Estimates, 2005 and 2007

Women's Sport and Fitness Foundation

3rd Floor, Victoria House, Bloomsbury Square, London WC1B 4SE Tel: 020 7273 1740 Email: insight@wsff.org.uk www.wsff.org.uk