

# Mountaineering, Hill walking and climbing

- Mountaineering is the 14th most popular sport for female participation, and the 6th most 'in demand' activity that women would like to take part in
- The number of women who take part in mountaineering each month has almost doubled between 2005-06 and 2007-08

All data are based on those adults (16 and over) who said they had taken part in mountaineering at least once in the last four weeks (Active People Survey 2007-08), unless stated otherwise. Active People Survey includes the following sports in 'mountaineering'– hill walking, rock climbing, indoor climbing, solo climbing; sport climbing; mountaineering; high altitude hill trekking; and ice climbing.

## Women who take part in mountaineering– overview

### Trends in women's mountaineering participation

Taken part at least once a week (moderate intensity)

APS1 (2005-06) 0.09%

APS2 (2007-08) 0.11%

No significant change in participation

Taken part at least once in the last four weeks

APS1 (2005-06) 0.21%

APS2 (2007-08) 0.39%

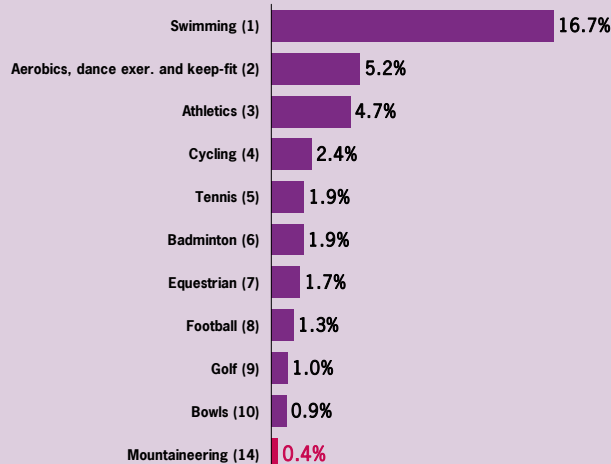
A significant increase in participation

Base: All female respondents (APS1 = 212,568, APS2 = 113,056)

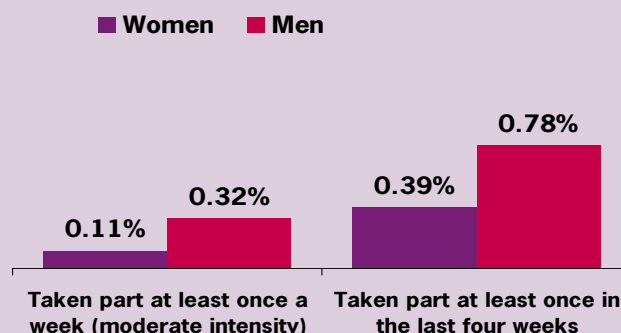
### Participation – overview

- Mountaineering is the 14th most popular participation sport for women
- Around 81,900 women took part in mountaineering at least once a month in 2007-08 – a similar number to hockey and basketball
- Monthly participation has increased significantly for women – between 2005-06 and 2007-08 it almost doubled
- Male involvement is considerably higher than women's– almost twice as many men as women take part in mountaineering at least once a month (156,882)

### How does mountaineering fare? Women's participation in all sports

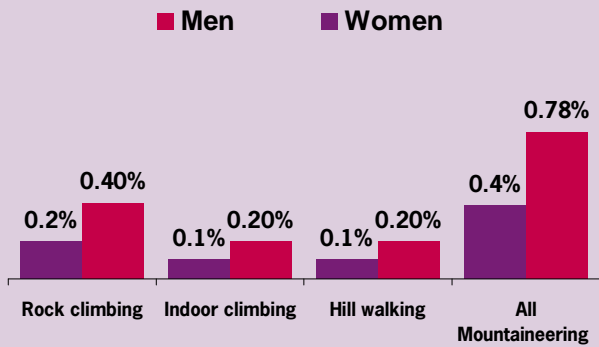


### Proportion of people who take part in mountaineering by gender



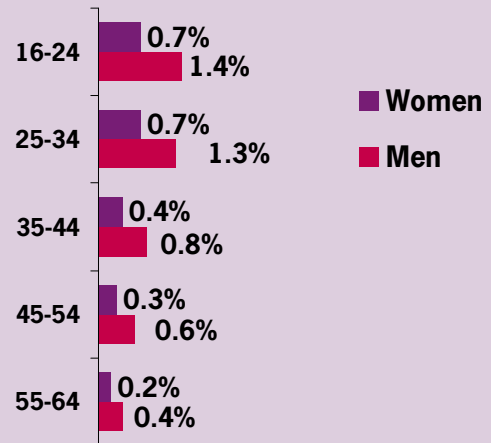
# Demographic profile of mountaineers

## Proportion of people who take part in different mountaineering activities by gender



Base: All respondents

## Proportion of people who take part in mountaineering by gender and age



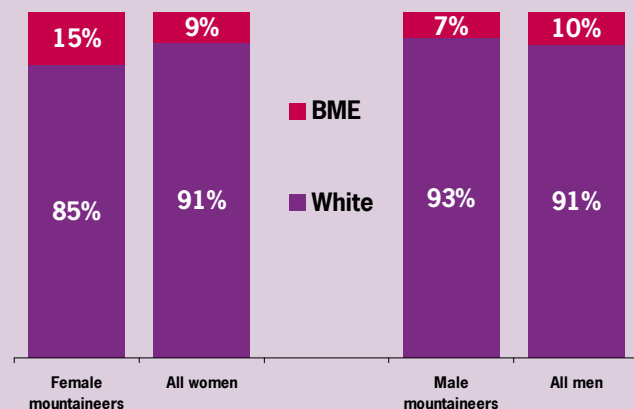
Base: All respondents

## Profile of people who take part in mountaineering by gender and age



Base: All respondents

## Profile of people who take part in mountaineering by gender and ethnicity

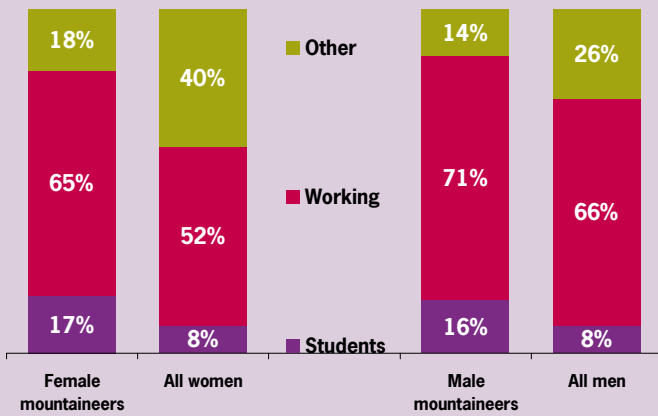


Base: All respondents

## Participation – demographics

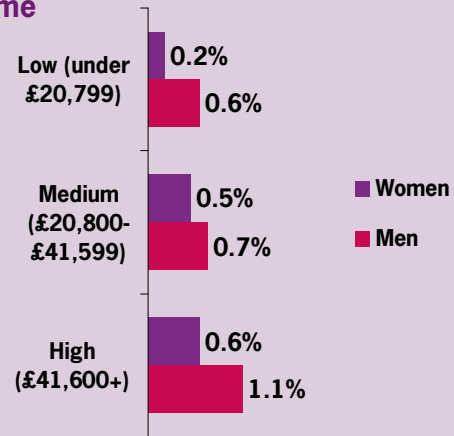
- Looking specifically at the individual disciplines within mountaineering, rock climbing is the most participated in activity for women and men
- Regardless of the discipline there is consistent dominance by men
- Over half of those involved in mountaineering are aged 16-34. Again across the ages, men are consistently double the proportion of women
- Mountaineering appeals to women from BME groups. Over one in seven female mountaineers are from a BME group – compared with one in ten in the population as a whole. Only four sports have a more diverse profile
- Male patterns are quite different – the BME profile of male mountaineers is lower than for the general male population
- Almost one in six female mountaineers is a student – compared with almost one in 13 women in the population (see overleaf)

### Profile of people who take part in mountaineering by gender and economic activity



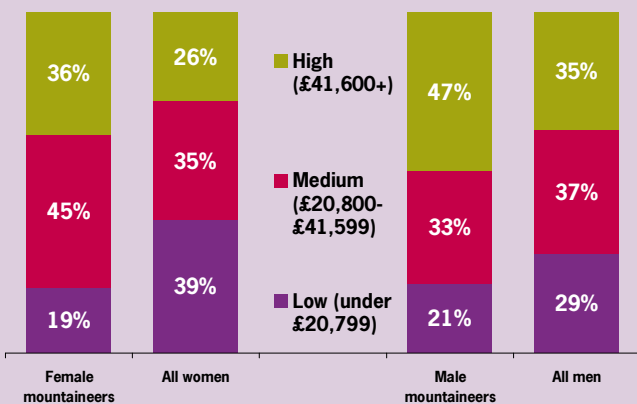
Base: All respondents

### Proportion of people who take part in mountaineering by gender and household income



Base: All respondents

### Profile of people who take part in mountaineering by gender and household income



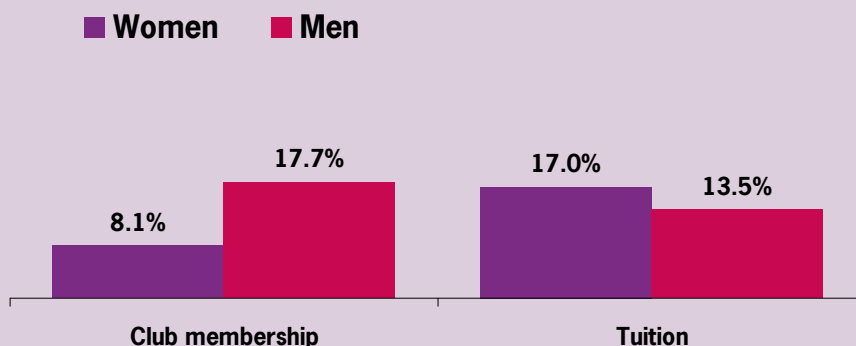
Base: All respondents

### Participation – demographics

- Three times as many women in high income households take part in mountaineering compared with those with low income households
- Linked to this just one in five women who takes part in mountaineering is from a low income household, compared with two in five women in the population

## Organised participation

### People who take part in mountaineering as a member of a sports club and receive tuition, by gender



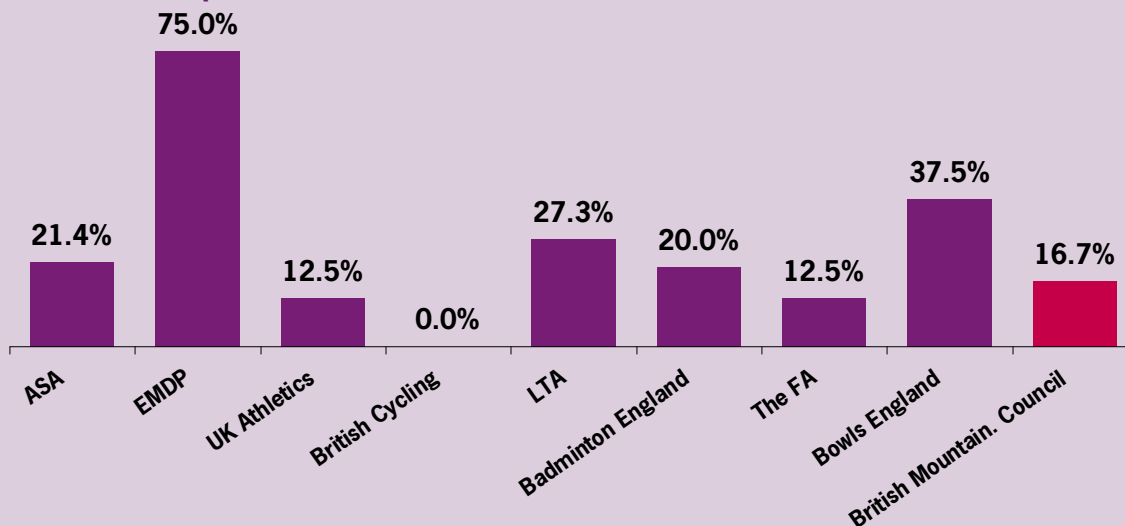
Base: All respondents who ski at least once in the last four weeks. See Note 2. \* Read data with caution due to small number of respondents

### Organised participation

- The nature of mountaineering leads itself to informal engagement, as such just one in 13 women take part as a member of a club
- That said, male mountaineers are more than twice as likely to take part as a member of a club
- Women are slightly more likely than men to receive tuition

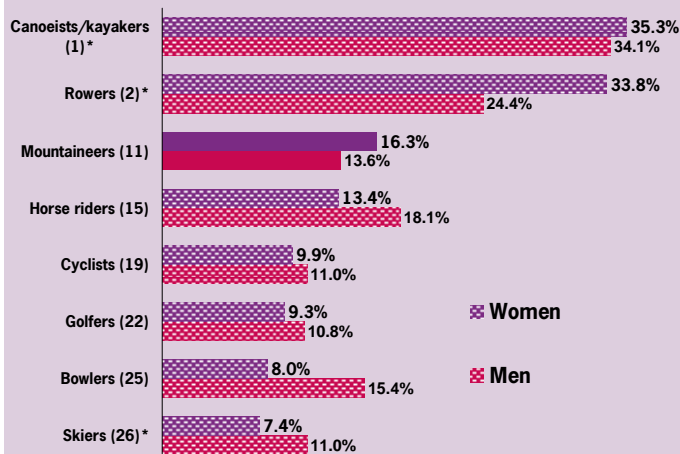
# Women as leaders and volunteers

Women as leaders of sport: % of NGB Board members who are women



Source: WSFF 2009 NGB audit. See Note 3

## Women and men as volunteers



Base: All respondents who play sport at least once a week. Similar sports to mountaineering. Figure in brackets is the sport's ranking out of 29 sports for volunteering. See Note 4. \* Read data with caution due to small number of female respondents

## Women as leaders and volunteers

- One in six board members at the British Mountaineering Council (BMC) are women – this is slightly lower than the average for NGBs (21%) and BMC's club membership profile (21%)

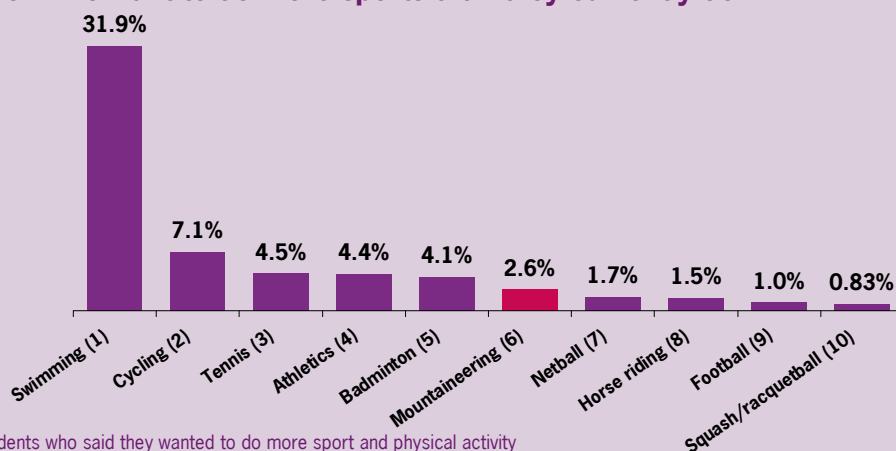
- Female mountaineers are more likely than male mountaineers to volunteer their time to support sport – one of just a handful of sportswomen for whom this is the case

## Latent demand

- Demand by women for mountaineering is relatively strong – it is the 6<sup>th</sup> most demanded sport of all the funded sports (compared with 7<sup>th</sup> for men)

# Women's demand for mountaineering

Profile of women who want to do more sports than they currently do



Base: All female respondents who said they wanted to do more sport and physical activity

# Satisfaction with experience of mountaineering

## Satisfaction of mountaineers compared with average for all women who do sport/activity



Source: Sport England's Satisfaction with the quality of the sporting experience survey (2009).  
 Base: Female respondents (16+) who rated their satisfaction as 8-10 on a 1 to 10 scale.  
 Figures in brackets are satisfaction percentages for all sportswomen. See Note 5

## Satisfaction

- Female mountaineers are considerably more satisfied than all sports women across most elements of their sporting experience
- They are particularly more satisfied with the release and diversion of the experience, social aspects, and value for money
- They are least satisfied with the ease of participation and coaching, however, this is still not far from the average

## To sum up...

The good news is that female mountaineers are considerably more satisfied with their sporting experience than the average sportswoman, and there is relatively high levels of latent demand among women to take part in more. The BMC may want to look at how to convert this demand into practice and to better promote available facilities. The activity is also doing well to engage with women from BME communities.

There is still scope to increase the number of women on the BMC board to at least reflect the current membership. Having a balanced board will ensure a better understanding of the needs of a diverse membership base.

1 Source for all data is the Active People Survey 2 (2007-08) unless otherwise stated. 16 year olds and over in England only. For some sports, there are no data as sample sizes are too small.

2 Club membership is based on those who have been a member of a sports club to participate in mountaineering in the past four weeks. These figures may not correspond with NGB affiliation figures. Received tuition is defined as 'having received tuition from an instructor or coach to improve your performance in mountaineering in the last 12 months'.

3 In 2009 WSFF undertook an audit of all 46 Sport England funded National Governing Bodies (NGBs). NGBs were asked to provide demographic data about board members, affiliated coaches and members. Sports chosen for comparison are the top participation sports for women + sports similar to mountaineering. Data not available for all NGBs.

4 Volunteering is defined as 'volunteering to support sport for at least one hour a week'. Sports chosen for comparison are sports similar to mountaineering.

5 Survey respondents were asked to rate their perceived satisfaction for 75 questions across ten themes. Figures in brackets are aggregate satisfaction percentages of the individual theme questions. Domains ranked in order of satisfaction for all women.

To convert overall percentages to numbers use the following figures:

Survey	Male 16+	Female 16+
APS 1	19,756,900	20,954,000
APS 2	20,170,100	21,266,200

Source: Office for National Statistics England Population Estimates, 2005 and 2007

## WATCH THIS SPACE...

To be updated with mountaineering specific data from Active People Survey 3...

## Women's Sport and Fitness Foundation

3<sup>rd</sup> Floor, Victoria House, Bloomsbury Square, London WC1B 4SE Tel: 020 7273 1740 Email: insight@wsff.org.uk www.wsff.org.uk

