

# Table Tennis

- A growing sport among women – 12,500 more women playing in 2007-08 as in 2005-06
- Only bowls and golf have a larger proportion of female players over the age of 55

All charts are based on those adults (16 and over) who said they had played table tennis at least once in the last four weeks (Active People Survey (APS2) 2007-08), unless stated otherwise. See Note 1.

## People who play table tennis – overview

### Trends in table tennis participation

Played at least once a week (moderate intensity)

APS1 (2005-06) 0.09%

APS2 (2007-08) 0.10%

Played at least once in last four weeks

APS1 (2005-06) 0.23%

APS2 (2007-08) 0.29%

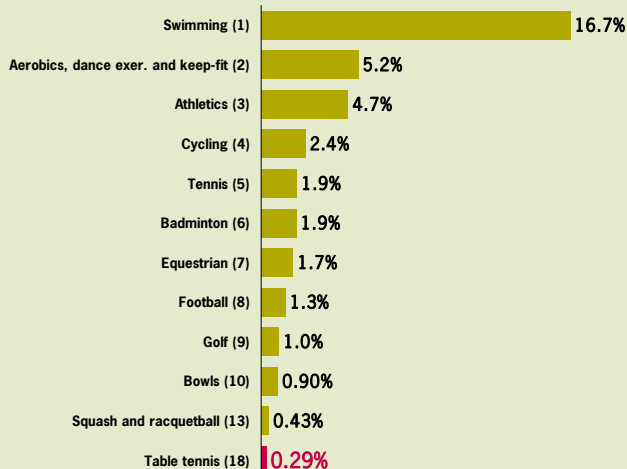
Significant increase in female participation

Base: All respondents (women = APS1 – 212,568; APS2 – 113,056)

### Participation overview

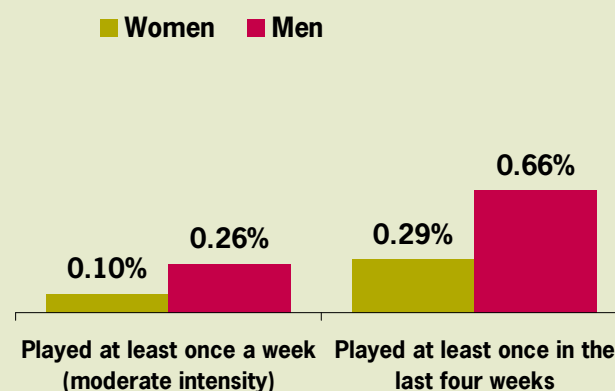
- Table tennis is the 18<sup>th</sup> most popular participation sport for women
- Female table tennis participation is growing significantly: around 61,600 women played table tennis at least once in the last four weeks in 2007-08, compared with 49,100 in 2005-06
- Table tennis is more popular with men than women: twice as many play

### How does table tennis fare? Women's participation in all sports



Base: All female respondents. Figure for cycling is respondents who took part in at least four recreational cycles in the last four weeks at moderate intensity

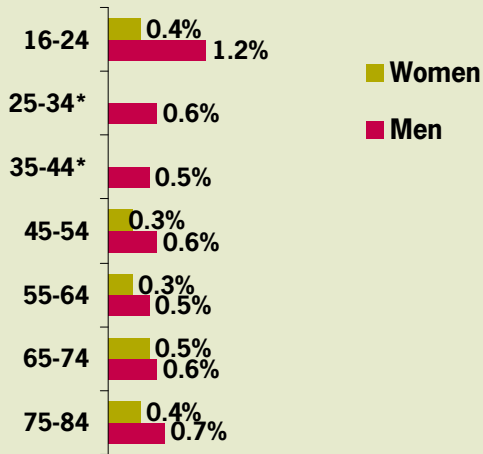
### Proportion of people who play table tennis by gender



Base: All respondents

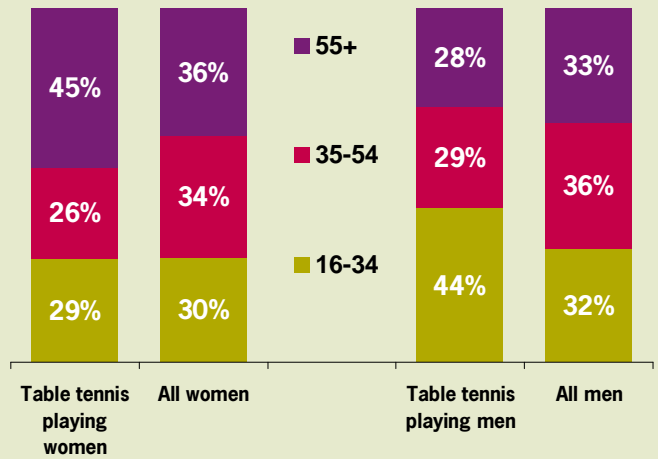
# Demographic profile of table tennis players

## Proportion of people who play table tennis by gender and age



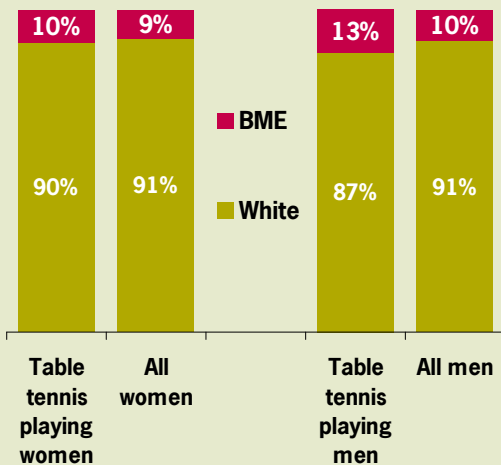
Base: All respondents. \* Too few female respondents to show data

## Profile of people who play table tennis by gender and age



Base: All respondents

## Profile of people who play table tennis by gender and ethnicity

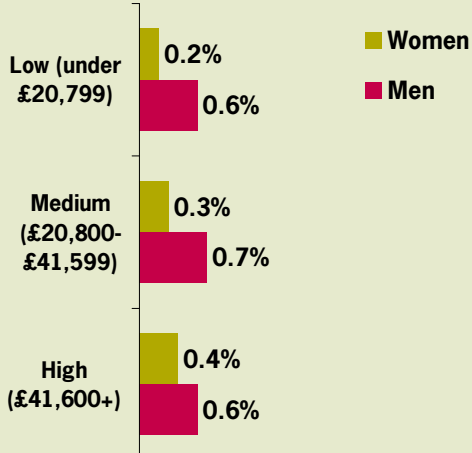


Base: All respondents

## Participation – demographics

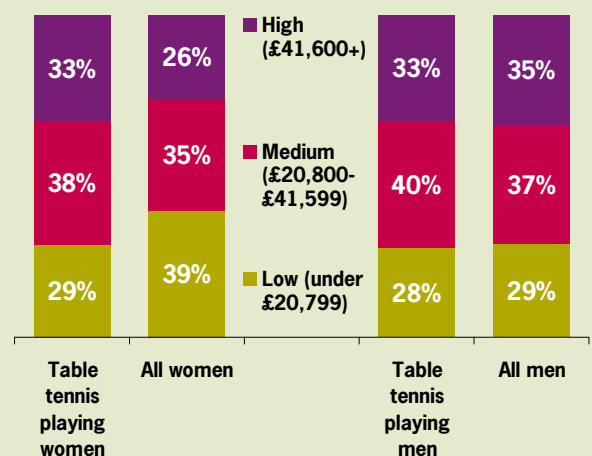
- Table tennis is a more popular sport for young men – three times as many young men as young women play
- Compared with most other sports, table tennis has a relatively 'old' profile. Only bowls and golf have a larger proportion of female players over the age of 55. Possible because it is relatively easy to take part in
- Table tennis is one of a handful of sports that has an age and ethnicity profile that is not too dissimilar to the female population as a whole

## Proportion of people who play table tennis by gender and household income



Base: All respondents

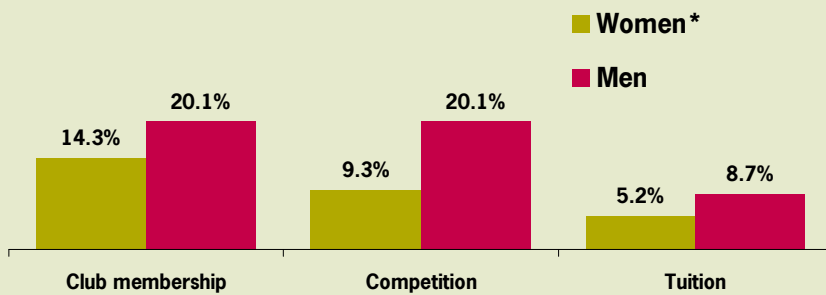
## Profile of people who play table tennis by gender and household income



Base: All respondents

# Organised participation

People who play table tennis as a member of a sports club, take part in competition, and receive tuition by gender

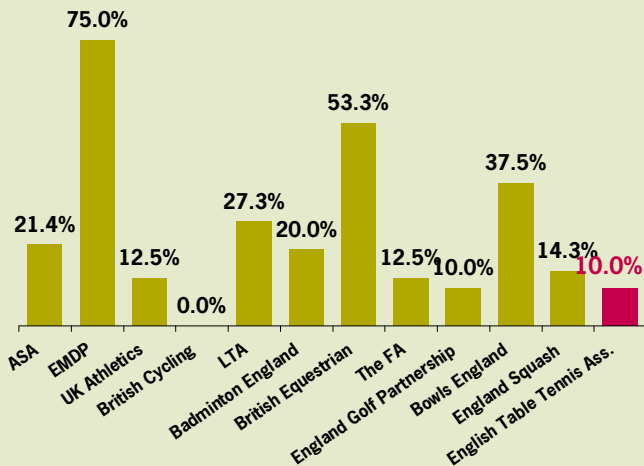


Base: All respondents who played table tennis at least once in the last four weeks. See Note 2. \* Read data with caution due to small number of respondents

## Organised participation

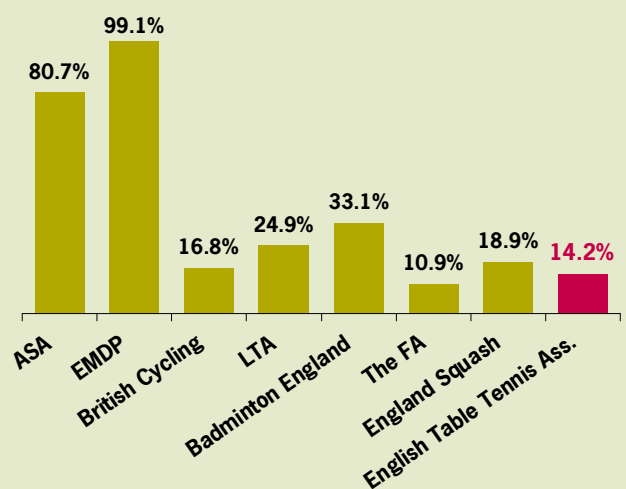
- Table tennis is a straightforward sport that is easy enough to play for fun with no training. As such it has a low rate of formal organised participation
- Just one in seven women play as a member of a sports club, and less than one in ten take part in competition
- Women also have little interest in receiving tuition. The sport has the lowest proportion of women receiving tuition of all the 46 funded sports

## Women as leaders of sport: % of NGB Board members who are women



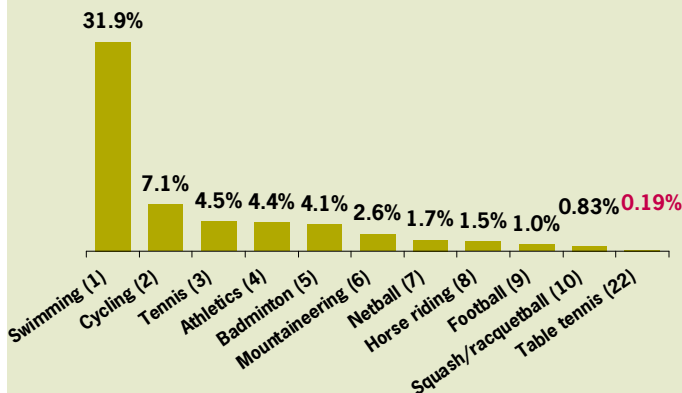
Source: WSFF 2009 NGB audit. See Note 3

## Women as coaches of sport: % of NGB affiliated coaches who are women



Source: WSFF 2009 NGB audit. See Note 3

## Latent demand: sports that women would like to do more of



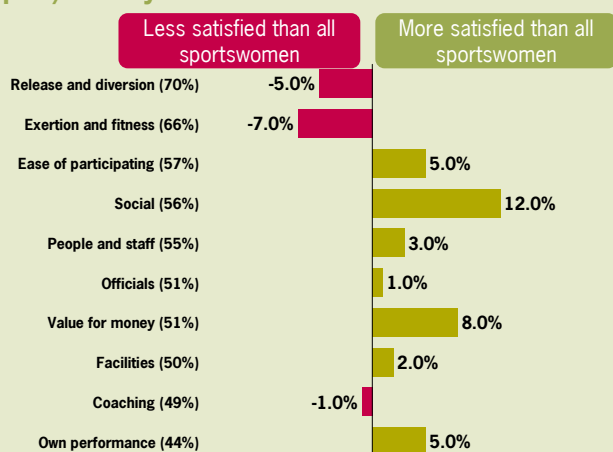
Base: All female respondents who said they wanted to do more sport and physical activity

## Women as leaders and coaches

- Only one in ten board members at the ETTA is a woman (NGB average = 21%). However, one in four club members is a woman, so the board is not reflecting ETTA's current membership
- One in seven affiliate coaches is a woman – which is about the average for all NGBs

## Women's satisfaction

### Satisfaction of female table tennis players compared with average for all women who do sport/activity



Source: Sport England's Satisfaction with the quality of the sporting experience survey (2009).  
Base: Female respondents (16+) who rated their satisfaction as 8-10 on a 1 to 10 scale. Figures in brackets are satisfaction percentages for all sportswomen. See Note 4

### Satisfied

- On the whole, female table tennis players are more satisfied than the average with their sport. Particularly so with the social elements, value for money, ease of participating and own performance
- However, they are less satisfied with the exertion and fitness and release and diversion. This is perhaps not surprising due to the nature of the sport

## To sum up...

Compared with many other sports, table tennis is successful in engaging with those groups within society who are often low participators (e.g. older women, and BME women). This is possibly due to the fact that table tennis is a low impact sport, that is relatively easy to just pick up and play – so is accessible to all. However, table tennis is played informally by women, so the English Table Tennis Association (ETTA), needs to consider how to move these casual players into more formal engagement.

The ETTA should also consider increasing the female representation of its board to reflect its current membership. A more balanced board would better relate to its target audience.

#### Notes

1 Source for all data is the Active People Survey 2 (2007-08) unless otherwise stated. 16 year olds and over in England only. Sports used in comparison are the 46 Sport England funded sports except where data are not available or sample sizes too small. Using a gym is not included in this series of factsheets.

2 Club membership is based on those who have been a member of a sports club to participate in table tennis in the past four weeks. These figures may not correspond with National Governing Body's (NGB) affiliation figures. Organised competition is defined as 'having taken part in any organised competition in table tennis in the last 12 months'. Received tuition is defined as 'having received tuition from an instructor or coach to improve your performance in table tennis in the last 12 months'.

3 In 2009 WSFF undertook an audit of all 46 Sport England funded NGBs. NGBs were asked to provide demographic data about board members, affiliated coaches and members. Sports chosen for comparison are the top participation sports for women + sports similar to table tennis.

4 Survey respondents were asked to rate their perceived satisfaction for 75 questions across ten themes. Figures in brackets are aggregate satisfaction percentages of the individual theme questions. Domains ranked in order of satisfaction for all women.

To convert overall percentages to population numbers use the following figures:

Survey	Male 16+	Female 16+
APS 1	19,756,900	20,954,000
APS 2	20,170,100	21,266,200

Source: Office for National Statistics England Mid-year Population Estimates, 2005 and 2007

WATCH THIS SPACE...

To be updated with table tennis specific data from Active People Survey 3...

## Women's Sport and Fitness Foundation

3<sup>rd</sup> Floor, Victoria House, Bloomsbury Square, London WC1B 4SE Tel: 020 7273 1740 Email: insight@wsff.org.uk www.wsff.org.uk

