

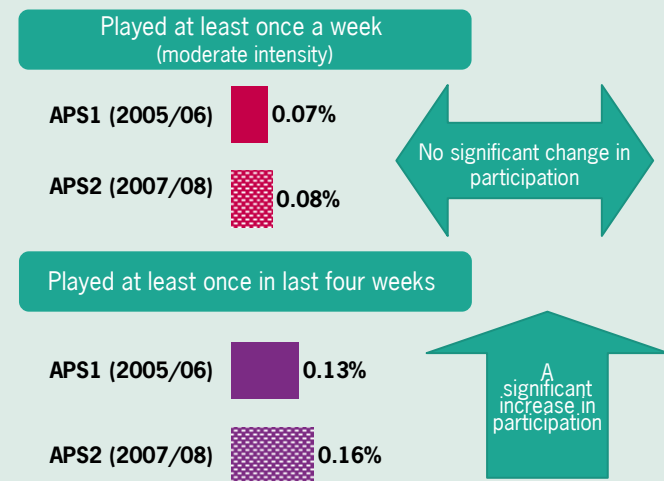
# Volleyball

- 33,380 women played volleyball in the last four weeks
- Almost one in five female players are from a BME background
- Four in ten female volleyball players are students
- Volleyball has the most balanced club membership profile of all sports – almost half of club members are women

All charts are based on those adults (16 and over) who said they had played volleyball at least once in the last four weeks (Active People Survey (APS2) 2007-08), unless stated otherwise. See Note 1.

## People who play volleyball – overview

### Trends in female volleyball participation

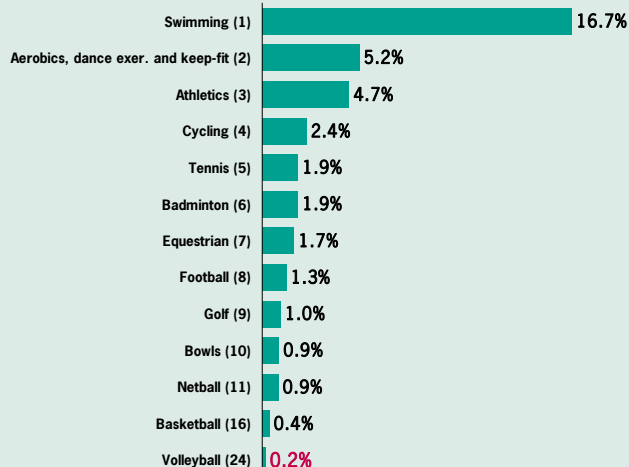


Base: All respondents (women = APS1 – 212,568; APS2 – 113,056)

### Participation overview

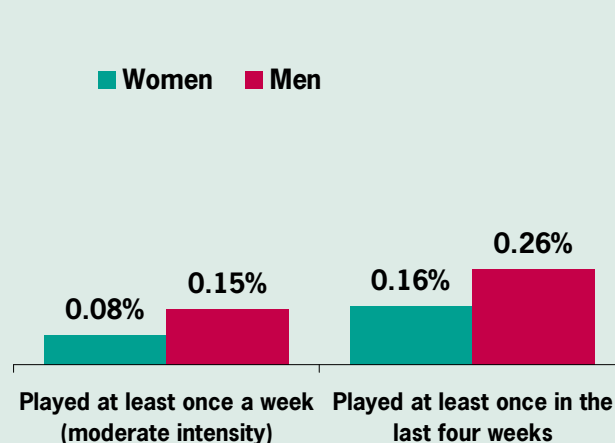
- 33,380 women played volleyball in the last four weeks (one in 625 women)
- There has been a significant increase in the number of female volleyball players playing at least once a month from 2005-06 to 2007-08
- Volleyball is the 24th most popular participation sport of the 46 Sport England funded sports

### How does volleyball fare? Women's participation in all sports



Base: All female respondents. Figure for cycling is respondents who took part in at least four recreational cycles in the last four weeks at moderate intensity

### Proportion of people who play volleyball by gender



Base: All respondents

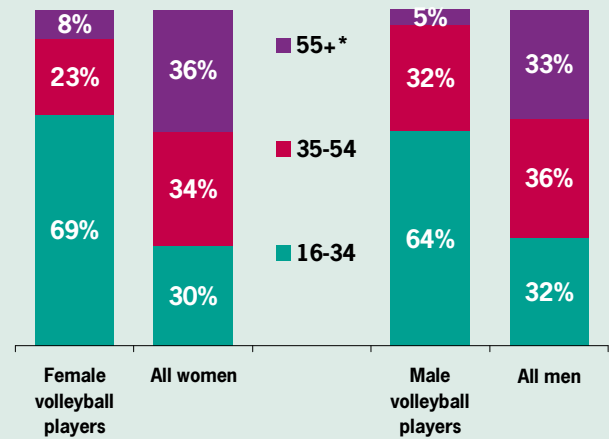
# Demographic profile of volleyball players

## Proportion of people who play volleyball by gender and age



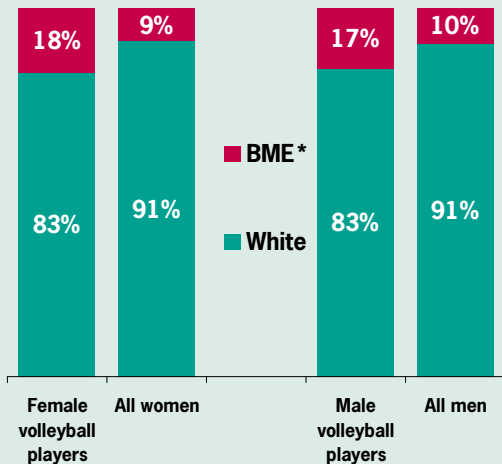
Base: All respondents

## Profile of people who play volleyball by gender and age



Base: All respondents. \* Read data with caution due to small number of female respondents

## Profile of people who play volleyball by gender and ethnicity

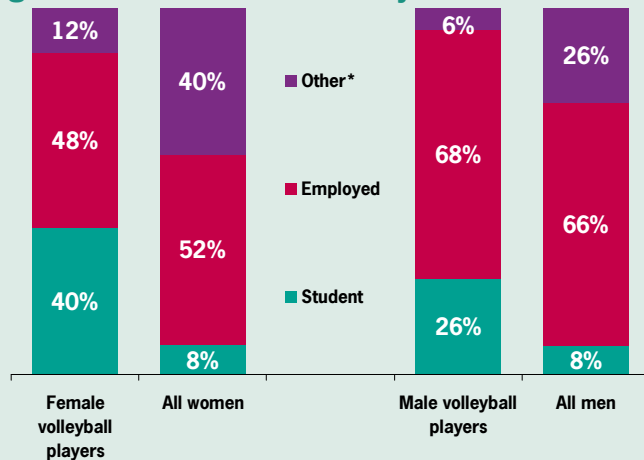


Base: All respondents. \* Read data with caution due to small number of female respondents

## Participation – demographics

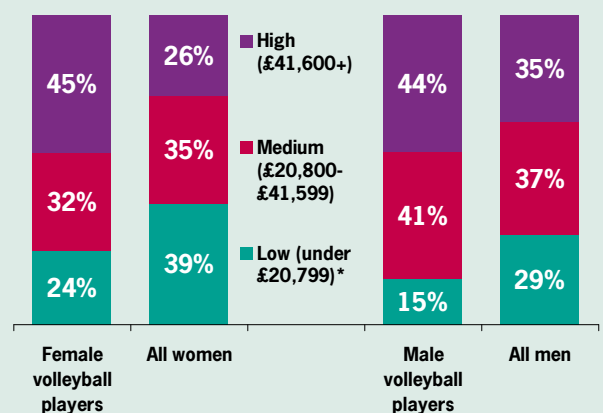
- Volleyball is a young sport – seven in ten female players are age 16-34
- Volleyball appeals to a female BME audience. Almost one in five female players are of BME background, compared with just one in ten of the general population. Only three other sports have a larger female BME profile (basketball, cricket and baseball/softball)
- Four in ten female volleyball players are students, more than five times the female population in general
- Despite the fact that most female volleyball players are young, almost half of them come from high income households

## Profile of people who play volleyball by gender and economic activity



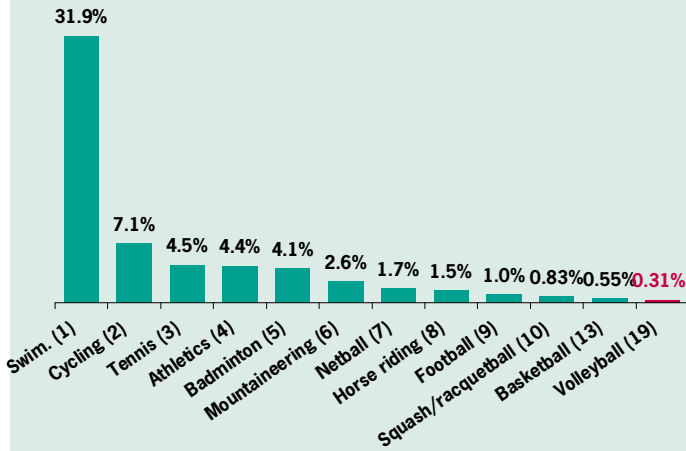
Base: All respondents

## Profile of people who play volleyball by gender and household income



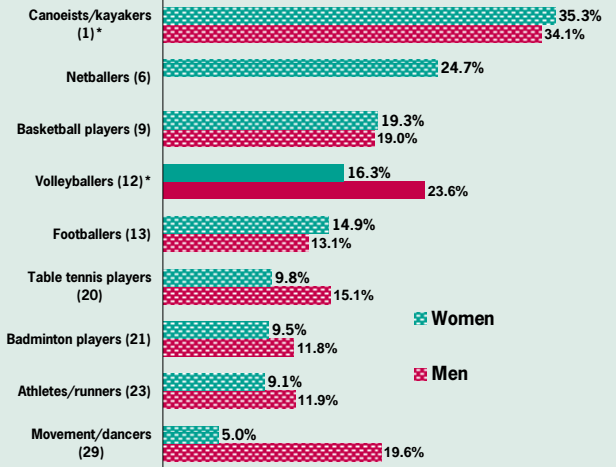
Base: All respondents. \* Read data with caution due to small number of female respondents

## Latent demand: sports that women would like to do more of



Base: All respondents who said they wanted to do more sport

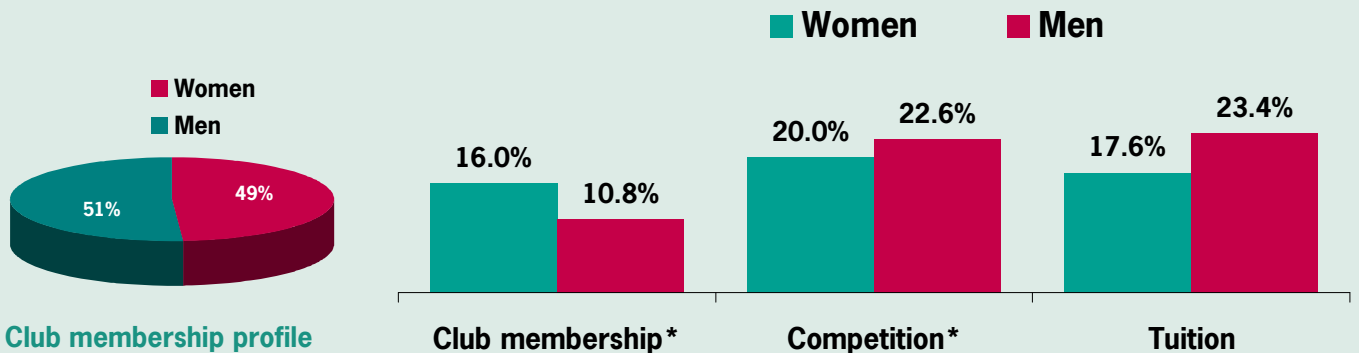
## Women who volunteer



Base: All respondents who take part in sport at least once a week. Top sports for women. Figure in brackets is the sport's ranking out of 29 sports for volunteering. \* Read data with caution due to small number of respondents. See Note 2

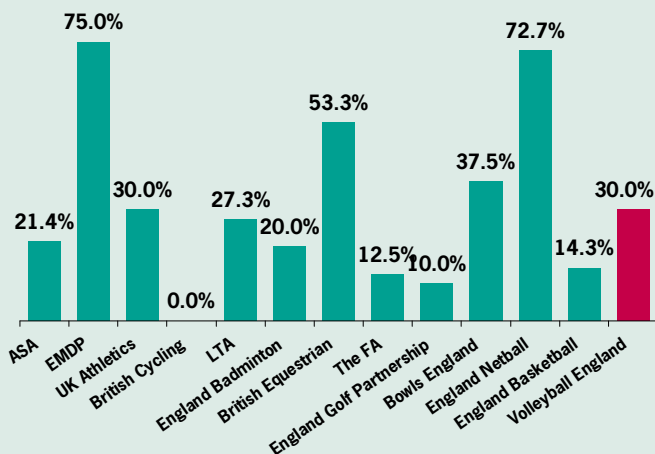
## Organised participation

People who take part in volleyball as a member of a sports club, take part in competition, and receive tuition, by gender



Base: All respondents who play volleyball at least once in the last four weeks. See Note 3. \* Read data with caution due to small number of respondents

## Women as leaders of sport: % of NGB Board members who are women



Source: WSFF 2009 NGB audit. See Note 4

## Organised participation

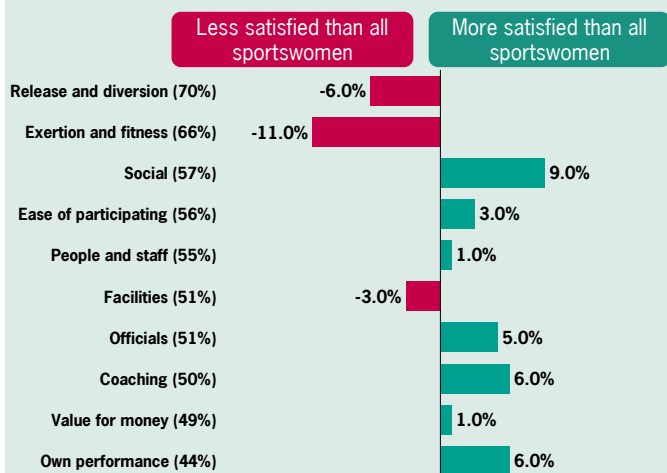
- Volleyball has the most balanced club membership profile of all the Sport England funded sports – 49% of its members are women
- One in five female volleyball players takes part in competition

## Women as leaders

- Three in ten board members at Volleyball England are women – this is above the national average of 21%

# Women's satisfaction

## Satisfaction of female volleyball players compared with average for all women who do sport/activity



Source: Sport England's Satisfaction with the quality of the sporting experience survey (2009).  
 Base: Female respondents (16+) who rated their satisfaction as 8-10 on a 1 to 10 scale.  
 Figures in brackets are satisfaction percentages for all sportswomen. See Note 5

## Satisfaction

- Female volleyball players are more satisfied than the average with the social aspects of their sporting experience, followed by their own performance and coaching
- However, they are less satisfied than the average with the exertion and fitness elements, release and diversion and facilities

## To sum up...

Volleyball can be congratulated for being a sport that has reached BME women and young women. Deliverers of volleyball may want to consider how they can increase the proportion of older women who play the sport, and how to retain their young players.

With respect to Volleyball England's leadership profile, it has far better female representation than the average NGB. However, considering it has the most balanced profile of all the sports, with half of its members being women, Volleyball England should still focus on developing a board that reflects its membership base.

On the whole, female volleyball players are more satisfied than the average with the sporting experience, however, Volleyball England could focus on improving the opportunities for women to increase exertion and fitness, release and diversion, and facilities.

### Notes

- 1 Source for all data is the Active People Survey 2 (2007-08) unless otherwise stated. 16 year olds and over in England only. Sports used in comparison are the 46 Sport England funded sports except where data are not available or sample sizes too small. Using a gym is not included in this series of factsheets.
- 2 Volunteering is defined as 'volunteering to support volleyball for at least one hour a week'. Sports chosen for comparison are the top participation sports for women + sports similar to volleyball.
- 3 Club membership is based on those who have been a member of a sports club to participate in volleyball in the past four weeks. These figures may not correspond with National Governing Body's (NGB) affiliation figures. Organised competition is defined as 'having taken part in any organised competition in volleyball in the last 12 months'. Received tuition is defined as 'having received tuition from an instructor or coach to improve your performance in volleyball in the last 12 months'.
- 4 In 2009 WSFF undertook an audit of all 46 Sport England funded NGBs. NGBs were asked to provide demographic data about board members, affiliated coaches and members. Sports chosen for comparison are the top participation sports for women.
- 5 Survey respondents were asked to rate their perceived satisfaction for 75 questions across ten themes. Figures in brackets are aggregate satisfaction percentages of the individual theme questions. Domains ranked in order of satisfaction for all women.

To convert overall percentages to population numbers use the following figures:

Survey	Male 16+	Female 16+
APS 1	19,756,900	20,954,000
APS 2	20,170,100	21,266,200

Source: Office for National Statistics England Mid-year Population Estimates, 2005 and 2007

## WATCH THIS SPACE...

To be updated with volleyball specific data from Active People Survey 3...

## Women's Sport and Fitness Foundation

3<sup>rd</sup> Floor, Victoria House, Bloomsbury Square, London WC1B 4SE Tel: 020 7273 1740 Email: insight@wsff.org.uk www.wsff.org.uk

